

**Quarterly Progress Report of Pune Municipal Corporation**

*Jn* **NURM**

**Time Period: January 2011 to March 2011**

**PART II**

**PROGRESS AT CITY LEVEL**

**PUNE MUNICIPAL CORPORATION, PUNE  
MAHARASHTRA**

## 1. Mandatory Reforms at City Level

Sl.	Year of completion	Commitment as per the MoA for the current financial year	Progress made	Cumulative progress during the financial year
<b>L1</b>	<b>E-GOVERNANCE APPLICATIONS</b>			
a	2006-07	Appointment of State-level Technology Consultant as State Technology Advisor	Completed	This is a State Level Reform.
b	2006-07	Preparation of Municipal E-Governance Design Document (MEDD) on the basis of National Design Document as per NMMP	Completed	ERP consultant assessed MEDD against National E-Governance Standards
c	2006-07	Assessment of MEDD against National E-Governance Standards (e.g. Scalability, intra-operability & security standards etc.)	Completed	
d	2006-07	Finalization of Municipal E-Governance implementation action plan for the city	Completed	Municipal E- Governance Implementation Action Plan finalized.
e	2007-08	Undertaking Business Process Reengineering (BPR) Prior to migration to e-governance systems	Completed	BPR completed and Gap analysis done.
f	2006-07	Appointment of Software consultant(s)/ agency for development, deployment and training	Completed	ERP consultant is appointed appointment of consultant for GIS and double entry accounting system has all ready been done.
g	2006-07	Exploring PPP option for different E-Governance services	Completed	Following services are now operational under PPP. 1.Kiosks in 144 wards for P.T. payment 2. Citizen Facilitation Center at 25 Locations.

				<p>3.e-tendering</p> <p>4. Octroi</p> <p>5.Birth / Death.</p> <p>6. License Department.</p> <p>7. Property Tax Department.</p> <p>8. Building Permission</p> <p>9. Works Management System.</p> <p>8. Payroll System.</p> <p>9. Slums Taxation.</p> <p>10. Grievance management system.</p> <p>11. Tender Cell</p>
h	2007-08	Defining monitorable time table for implementation of each E-governance initiative that is being taken up	Completed	Monitorable timetable is defined.
h1	2007-08	Implementation of EG for Property Tax	Completed	<p>E-Governance activities such as:</p> <ul style="list-style-type: none"> <li>• Online tender submission,</li> <li>• works management system,</li> <li>• online building permission system, and</li> <li>• birth &amp; Death certificate,</li> <li>• self-assessment of PT and online payment of PT</li> <li>• Complaint redressal system is now operational in PMC.</li> <li>• Computerization of property tax database and demand Notes are issued by this database.</li> <li>• Property Tax dues are regularly updated online.</li> <li>• Property tax and water bills payments/collection is also facilitated through ICICI infinity internet gateway.</li> <li>• Collection is initiated from the HQ, Zonal Offices and Citizen Facilitating Centers of the PMC.</li> </ul>
h2	2007-08	Implementation of EG for Accounting	Completed	
h3	2007-08	Implementation of EG for Water Supply & Other Utilities	Completed	
h4	2007-08	Implementation of EG for Birth & Death Registration	Completed	
h5	2007-08	Implementation of EG for Citizens' Grievances Monitoring	Completed	
h6	2007-08	Implementation of EG for Personnel Management Sys	Completed	
h7a	2007-08	Implementation of EG for Procurement of Projects	Completed	
h7b	2007-08	Implementation of EG for Monitoring of Projects	Completed	
h8	2007-08	Implementation of EG for Building Plan Approval	Completed	

h9	2007-08	Implementation of EG for Health Programmes	Completed	
h10	2007-08	Implementation of EG for Licenses	Completed	
h11	2007-08	Implementation of EG for Solid Waste Management	Completed	
i	2007-08	Ongoing implementation of E-governance initiatives, against monitorable time-table	Completed	ERP consultant- PWC is working on the implementation of E-Governance initiatives against monitorable timetable.
k			Completed	
	2009-10	i Geographic Information System (GIS)	Completed	<ol style="list-style-type: none"> <li>1. Road mapping, water supply line mapping completed.</li> <li>2. Mapping of Sewerage line completed. Base map is ready.</li> <li>3. Mapping of Properties on GIS platform is under progress.</li> <li>4. Out of 22 layers PMC defined 16 layers. PMC have done GIS application for particular Department in isolated way.</li> <li>5. PMC earlier procured Quick bird images for year 2005 but PMC are in process to acquired year 2008 images for improvement of Base map.</li> </ol>
	2007-08	ii Municipal Area Networking (MAN)	Completed	Municipal Area Networking (MAN) of corporation is over.
	2006-07	iii Kiosk	Completed	Kiosks in 144 wards will be installed and would be available for P.T. payment and birth/death certificate. 86 locations have been identified and 70 Kiosks installed & are in operation.
	2005-06	vi Web Portal of P.M.C.	Completed	Web portal of PMC - <a href="http://www.punecorporation.org">www.punecorporation.org</a> is working
<b>L2</b>	<b>ACCOUNTING REFORMS</b>			
a	2005-06	Resolution	Completed	GR. No. Lekhasu /102004/71/P.K.-5/04/UD-31 dt. 6.7.2005 has already been issued by the Govt. of Maharashtra in this regard.
b	2006-07	Appointment of consultants for development of state wide	Completed	This is a State Level Reform.

		Municipal Financing Accounting Manual		
c	2006-07	Completion and adoption of Municipal Financial Accounting Manual, in line with NMAM or otherwise	Completed	The Chart of Accounts based on NMAM were prepared and a one-to-one linkage of all the budget heads and account – heads in earlier system vis-à-vis new system are prepared
d	2005-06	GO/Legislation/Modification of Municipal finance rules for migrating to the double entry accounting system	Completed	STATE LEVEL REFORM
e	2006-07	Training of personnel	Completed	09 Trainings of identified staff on double entry accounting system and the codes being taken place.
f	2005-06	Appointment of field-level-consultant for implementation at the city-level	Completed	PMC has appointed M/s Batliboi and company as a Consultant for BPR & migration to double entry accounting system (DEAS).
g	2005-06	Notification of cut-off date for migrating to the double-entry accounting system	Completed	The cut-off date to migrate to the double entry will be Mar 2009.
h	2006-07	Re-engineering of business to align with accrual based accounting system (aligning all commercial and financial processes such as procurement, revenue collection, Payroll, works contracts, etc.)	Completed	M/s Baltiboi and Company as consultant for accounting reforms & PWC as ERP consultant has been appointed. The BPR activity is undertaken by them.
i	2007-08	Completion of registers and Valuation of assets and liabilities	Completed	Balance sheet of 1-4-2006 has been prepared.
j	2006-07	Drawing up of Opening Balance Sheet (OBS)	Completed	
j1		i Provisional OBS	Completed	OBS 1-4- 2006 is prepared by M/s Baltiboi and Company.

j2		ii Adoption of provisional OBS.	Completed	Adopted.
j3		iii Finalization of OBS.	Completed	Finalized.
K	2008-09	Full migration to double entry accounting system	Completed	The accounting system has been migrated into double entry accounting system.
l	2009-10	Production of financial statements (income-expenditure accounts and balance sheet)	Completed	The new accounting system can produce ledgers and trial balance, the balance sheet will be finalized through CA.
m	2009-10	Audit of financial statements	Completed	
m1	2007-08	Creation of mechanism for ext. audit	Completed	External Auditor are put in place.
m1	2007-08	Commencement of External Audit of Financial Statements	Completed	
n	2008-09	Adoption of accounts	Completed	
o	2008-09	Preparation of outcome budget	Completed	Outcome for budget heads and works have been prepared. Performance for the same would be measured at the end of the financial year.
p	2008-09	Instituting of Internal Audit/control Mechanisms	Completed	As per the provision of BPMC act, appointment of Municipal Chief Auditor is made by the Corporation. The Municipal Chief Auditor is a statutory post directly under control of the Standing Committee.  There is a continuous audit by the Municipal Chief Auditor and he submits his audit report on the Annual Accounts of the PMC to the Standing Committee for approval every year.
r	2008-09	Credit rating of ULB/parastatal (if required)	Completed	Under JNNURM Credit rating of PMC is completed with AA- rating by Fitch fro financial year 2007-08.
s		Any other reform steps being undertaken (please use additional space to specify)		
s1	2006-07	i Capacity building of all PMC staff	Completed	Capacity building of all PMC staff for migration to Double entry Accounting system has been done through several trainings.

s2	2005-06	ii. Disclosures and public information	Completed	Public information like Property tax, tenders, DC rules, total mun budget CDP, DPR, annual accounts, QPR of budget is disclosed on website and implementation of RTI.
t1	2008-09	Integration of system with Procurement System	Completed	The e-procurement software has been developed and is currently being used.
t2	2008-09	Integration of system with Works Contract Management System	Completed	The works contract management system is in place.
t3	2008-09	Integration of system with Payroll & Wage Payment System	Completed	The Payroll and wages payment system is operational.
t4	2008-09	Integration of system with Stores & Inventory Management System	Completed	Store & inventory management system is in place.
t5	2008-09	Integration of system with User Charges Billing System	Completed	The software for user charges billing has been developed and is currently being used.
t6	2008-09	Integration of system with Tax Collection System	Completed	The property tax collection software has been developed and is currently being used.
<b>L3</b>		<b>PROPERTY TAX</b>		
a	2006-07	<p>Enhancing coverage of property tax regime to all properties liable to tax</p> <ul style="list-style-type: none"> <li>• Zone wise rent fixed</li> <li>• Self Assessment scheme</li> <li>• Computerization of property Tax</li> <li>• Survey work- house to house</li> </ul>	Completed	<p>99% coverage achieved and 93% collection efficiency achieved. About 6,00,000 properties have been assessed.</p> <p>The current system of taxation divides PMC into zones and rate per unit area is fixed by PMC for each zone. The citizens can thereafter compute their taxes through a formula.</p> <p>Voluntary disclosure scheme is available to citizen to declare their property for taxation without payment of penalty. The self assessment system has been made operational this year by allowing citizens to pay their property tax through an online payment facility.</p> <p>The property Tax billing software has been developed and online payment gateway on the internet is already been deployed.</p> <p>House to house survey has been conducted under GIS based property taxation. In addition regular household surveys are ongoing to bring in the new properties under tax net and improve coverage ratio.</p>
b	2006-07	Elimination of exemption	Completed	Previously u/s 132 of BPMC Act, 1949 all public charitable religious,

				educational, social institutional properties number 1562 were exempted from general tax. Now PMC passed a resolution that only public charitable, religious, primary educational institutes be exempted. Institutions like non-aided engineering, management, medical, commercial hospitals are identified and exemptions eliminated. Hospitals, hotels, restaurants having RV above 10000 are taxed by spl. Conservancy tax.
c		Migration to Self-Assessment System of Property Taxation		PMC. Has all ready started online self-assessment modules where citizen can get their property self assessed.
C1	2005-06	a. Setting up a Committee/ Team to draft/ amend legislation	Completed	Already in place
C2	2006-07	b. Stakeholder consultations	Completed	Consultation Done
C3	2006-07	Self Ass. Sys Migration-Preperation of draft leg	Completed	Already in place
C4	2006-07	c. Self Ass. Sys Migration-Enactment and Notification of legislation	Completed	Draft is ready
C5	2006-07	d. Self Ass. Sys Migration-Implementation by Mun.	Completed	Migration to Self assessment system of Property Taxation
d		Setting up a non-discretionary method for determination of Property Tax ( e.g. unit area, etc)	Completed	Completed, based on ready reckner market value and online assessment started
D1	2005-06	a. Setting up a Committee/ Team to draft/ amend legislation	Completed	Already in place
D2	2006-07	b. Stakeholder consultations	Completed	Consultation Done
E		Use of GIS-based property tax system	Completed	<ol style="list-style-type: none"> <li>1. Mapping of Properties on GIS platform is done.</li> <li>2. Out of 22 layers PMC defined 16 layers. PMC have done GIS application for particular Department..</li> <li>3. PMC earlier procured Quick bird images for year 2005 but PMC are in process to acquired year 2008 images for improvement of Base map.</li> <li>4. PMC has been updating the database as per requirement.</li> </ol>

E1	2005-06	a. Selection of appropriate consultant	Completed	M/s Weikfield and AILSG have been appointed for GIS based property tax assessment of all properties.
E2	2006-07	b. Preparation of digital property maps for municipality	Completed	Digital property maps prepared
E3	2006-07	c. Verification of digital maps and preparation of complete database of properties	Completed	Almost done.
E4	2006-07	d. Full migration to GIS system	Completed	GIS mapping is done with limited resources.
F	2007-08	Next revision of guidance values – per year	Completed	The old properties are covered under the ARV method of calculating property tax. In this case once the ARV for property is fixed, it cannot be changed for any building unless it is redeveloped or any change in its use.
G	2007-08	Fix periodicity for revision of guidance values	Completed	Under the current legislation, once ARV is fixed, it can't be changed for any building unless it is redeveloped or any change in use. However under the new system the guidance value can be changed every year, but will be applicable only for the new properties.
h		Establish Taxpayer education programme.	Completed	Done
h1	2006-07	a. Local camps for clarification of doubts and assistance in form filling	Completed	Done. The information is available on website, on CFC centers; payment of PT thru banks, net has been initiated and intimated thru SMS.
h2	2006-07	b. Setting up a website for property tax issues/ FAQs etc	Completed	Set. <a href="http://www.punecorporation.org">www.punecorporation.org</a>
i	2006-07	Establish Dispute resolution mechanism	Completed	Already done. Retd Judge has been appointed for arbitration
j	2006-07	Rewarding and acknowledging honest tax payers	Completed	The proposal about rebate has been sanctioned by the GoM and 2,60,000 properties benefited during 2009-10.
k	2008-09	Achievement of 85% coverage ratio	Completed	99% achieved.

	2007-08	Achievement of 90% collection ratio for current demand	Completed	95% achieved.
<b>L4</b>	<b>USER CHARGES</b>			
a	2006-07	The State/ULB must formulate and adopt a policy on user charges which should include proper targeting of subsidies, if any, for all services, ensuring the full realization of O&M cost by the end of the Mission period.		As all charges against O&M cost of service are being recovered in the present tax system and this will continue further, no separate policy has been formulated.
b	2006-07	Setting up of body for recommending UC structure	Completed	Done
c	2006-07	Establishment of proper accounting system for each service so as to determine the O&M cost separately.	Completed	<p>PMC budget separately accounts for water supply and sewerage expenses. Operations and maintenance income expenditure under solid waste management can be ascertained from separate budget heads in the budget. The public transport services is now been structured under a separate company hence its book of accounts is separate from the overall budget of PMC.</p> <p>New set of budget codes have been generated under the double entry accounting reform to enable PMC to exactly ascertain the O&amp;M income and expenditure for various services it provides.</p>
c1	2005-06	(i) Water supply and sewerage	Completed	Present system of accounting provides for proper accounting of all services of water supply, sewage, SWM, street lighting, as well as respective individual heads of O&M costs.
c2	2005-06	(ii) Solid waste management	Completed	
c3	2006-07	(iii) Public Transport Service	Completed	Transfer of public transport service to Pune Mahanagar Parivahan Mahamandal Ltd. Pune (PMPML) to improve efficiency of O&M and service
C4	2006-07	(iv) Others	Completed	Taxes introduced for services like tree plantation and fire, to be recovered full cost.
d		The State/ ULB should define	Completed	Already achieved as citizens charter is in place.

		service standards and timelines for achieving these		
D1a	2005-06	Achieving new Service Stds. in WS (lpcd)	Completed	PMC is already supplying water as per the combined service standards in the areas covered under the current network.
D1b	2005-06	Achieving new Service Stds. in WS (hours)	Completed	Achieved
D1c	2006-07	Achieving new Service Stds. in WS (non-revenue)	Completed	Achieved
D2a	2005-06	Achieving new Stds. in Sewerage (%Population)	Completed	Achieved
D2b	2005-06	Achieving new Stds. in Sewerage (%Sewage)	Completed	Achieved
D3	2005-06	Achieving new Service Stds. in SWM	Completed	Achieved
D4	2005-06	Achieving new Service Stds. in Pub.Trans.	Completed	Transfer of public transport service to Pune Mahanagar Parivahan Mahamandal Ltd. Pune (PMPML) to improve efficiency of service
e		The State/ULB should define user charge structure and timelines for achieving the same.		
e1	2006-07	Achieving new UC structures in WS	Completed	Achieved. Already 100% recovery of cost of operation is in place.
e2	2006-07	Achieving new UC structures in Sewerage	Completed	Achieved. Already 100% recovery of cost of operation is in place.
e3	2006-07	Achieving new UC structures in SWM	Completed	Already recovers for Bio-medical waste. For domestic services 100% cost recovery will be achieved by 2010
e4	2006-07	Achieving new UC structures in Pub.Trans	Completed	Transfer of public transport service to Pune Mahanagar Parivahan Mahamandal Ltd. Pune (PMPML) to improve efficiency of service
e5	2006-07	Achieving new UC structures in health services	Completed	Achieved
f	2009-10	Achiving Volume based tariff & 100% metering*	Completed	PMC has metered 100% of its commercial water connections, as per DPR target and volumetric tarrif has been implemented.PMC started implementation of 100% metering for new connections also.
G1	2009-10	Max. Target for non-revenue water*	Completed	PMC had committed to reduce un-accounted for water (UFW) levels to 15% and non-revenue water (NRW) to zero. By definition, NRW will be

G2	2009-10	Max. Target for Unaccounted water*	Completed	equal to or greater than UFW and by international benchmark for UFW in developed and developing countries is 16% and 23% respectively. Based on this PMC has set itself a UFW level target of 23% to be achieved by 2012 and in long-run work towards achieving a target of 16%. NRW levels are always higher than UFW levels. PMC has set itself a target of 30% by the end of the tenure of JNNURM in 2012.
H	2008-09	Study on quantification & impact of subsidies	Completed	Study on quantification & impact of subsidies has been carried out.
I		Tabling & Approval study on subsidies by Municipality	Completed	
K		Time table to achieve full recovery of O&M costs from user charges		
K1	2005-06	i. Water supply	Completed	Rs.106 Crores recovered (Rs. 45 Crores through metering and Rs. 55 Crores through property taxes) against the expenditure of Rs. 94.07 Crores.
K2	2005-06	ii. Sewerage	Completed	Rs.38.00 Crores has been recovered against the expenditure of Rs. 30 Crores.
K3	2009-10	iii. Solid waste management	Completed	Will be achieved by 2009-10
K4	2005-06	iv. Achieving of Full Recovery in OM from UC-Public Transport	Completed	Transfer of public transport service to Pune Mahanagar Parivahan Mahamandal Ltd. Pune (PMPML) to improve efficiency of service
<b>L5</b>	<b>INTERNAL EARMARKING OF FUNDS FOR SERVICES TO THE URBAN POOR</b>			
A	2005-06	Reform in Ac&Budg Codes to identify inc/exp for poor	Completed	Separate Budget Heads for Urban Poor are created.
b	2005-06	Creat'n of sep. Fund in Ac.Sys for Services to the Poor	Completed	Separate Fund Created
C	2006-07	Amend'ts in Ac.Rules for Services of Poor	Completed	Possible Relaxations given.
d	2006-07	Max.TOTAL Rev. Exp.Target for	Completed	Total expenditure of Rs 340 cr earmarked for urban poor of which Rs

		Services Of Poor*(10%)		269 cr has been utilised for financial year 2008-09 against total PMC budget provision of Rs 2221 Cr . It is 24% against the target of 10 %.
E	2006-07	Max.OWN Rev.Exp.Target for Services Of Poor*(10%)	Completed	Total expenditure of Rs 340 cr earmarked for urban poor of which Rs 269 cr has been utilised for financial year 2008-09 against total PMC budget provision of Rs 2221 Cr . It is 24% against the target of 10 %.
f	2006-07	Max. CAPITAL Rev.Exp.Target for Services Of Poor*(10%)	Completed	Total expenditure of Rs 340 cr earmarked for urban poor of which Rs 269 cr has been utilised for financial year 2008-09 against total PMC budget provision of Rs 2221 Cr . It is 24% against the target of 10 %.
H	2005-06	Defining criteria for identification of the urban poor	Completed	PMC. has defined criteria for urban poor, as the families having 1 lakh income per year per family should be treated as urban poor.
I	2005-06	Fresh enumeration based on above	Completed	Done. For BPL families were according to GOM norms, & for APL families according to above norm.
J	2006-07	Define threshold service levels for the urban poor across various services	Completed	Public toilets, primary education, group water connections & drainage connections to all, vocational training for the age group of 18 to 35 yrs. for all urban poor.
K	2006-07	Strategic document which outlines the requirements both physical and financial, timeframes, sources of funding and implementation strategies including community participation, monitor able output indicators for each of the services, including outlining convergences, if any	Completed	Already in place, but revised strategic document will be prepared after the list is sanctioned by GOM.
L	2007-08	Any other reform steps being undertaken	Completed	
11		i.Reproductive Child Health Programme to 100 % BPL families	Completed	Done.
12		ii.Education to all BPL children of	Completed	Done.

		6 – 14 years		
13		iii.Improvement of housing stock in slums through SRA	Completed	Done.
14		iv.As per Govt. policy slum dwellers prior to 1—1-1995, are provided with security of tenure. As part of this scheme photo passes and patta are given to slum dwellers	Completed	Done.
<b>L6</b>	<b>Provision of Basic Services for UP</b>			
<b>b</b>	2005-06	Survey of Poor HH	Completed	Household level survey for all major slum areas has been covered. Survey Completed for 1,38,000 families residing in slum areas.
<b>d</b>	2007-08	Database creation for targeting HH level schemes	Completed	The household level survey has identified infrastructure deficiencies along with socio economic deficiency indicators. Database Created
<b>e</b>	2007-08	Prioritization of Poor Settlements by participation mtd.	Completed	With the help of NGO, PMC adopted full participation process for settlement of Urban Poor. The methodology for household level surveys utilizes participatory methods for assessing deficiencies in addition to field assessments. The same led to the preparation of infrastructure prioritization in clusters.
<b>g11</b>	2007-08	Max. Achievementg of HH level piped WS*	Completed	Water Supply connections are provided as a part of the Slum rehabilitation scheme covering 100% urban poor.
<b>g12a</b>	2007-08	Max. Achivement of Public Taps (defined hours)*	Completed	Max Hrs 6hrs ( 3hrs morning and 3 hrs evening) lower level Slum having access of 24 hrs water supply.
<b>g12b</b>	2007-08	Max. Achivement of Public Taps (def. dist from HH)*	Completed	90% ( 20,000 nos PSPs)
<b>g13</b>	2007-08	Max. Achivement of Handpumps/Tubewells*	Completed	Not Required
<b>g14</b>	2007-08	Max. Achivement of Water Tanker Supply*	Completed	Not Required

g21a	2007-08	Max. Achivement of HH level toilets*	Completed	Presently 5% HH having toilets
g21b	2007-08	Max. Achievem't of defined disposal sys for Hhtoilets*	Completed	Disposal through Sewerage Lines
g22a	2007-08	Max. Achievement of Comm. Toilet Seats*	Completed	100%
g22b	2007-08	Max. Achievement of Avg. dist of ComToi from HH*	Completed	Distance is not more than 50 meters
g22c	2007-08	Max. Achievement of def. disp. Sys for Com. Toilets*	Completed	Sewerage Lines
g22d	2007-08	Max. Achievement of Under priv.Facilities in Com.Toi.*	Completed	Owned by PMC and Only <i>Cleanliness</i> is done by NGO On pay and use basis
g31	2007-08	Max. Achievement in Pucca Hsg.*	Completed	40%. PMC has been providing pucca houses to the slum dwellers in PMC through its regular budgetary allocations under SRA schemes.
g32	2007-08	Max. Achievement in Night Shelters for homeless*	Completed	NA
h41	2007-08	Def. Achivement in Street Sweeping	Completed	100%. Street sweeping of slums is being carried on a daily basis.
h42	2007-08	Def. Achievement in Waste Collection	Completed	100%. Regular door to door waste collection is carried out in all the slums pocket in PMC area.
h42a	2007-08	Def. Achievement in lifting waste from Com. Bins	Completed	100%. Waste is lifted on daily basis.
h51a	2007-08	Def. Achievement in HH access to Pucca Roads	Completed	Slum under PMC ahave access to pucca roads with a coverage ratio of 100%
h51b	2007-08	Def. Achievement in Cluster access to Pucca Rds.	Completed	100%
h52	2007-08	Def. Achivement in HH acess to covered SW drains	Completed	20%. Cluster level access to covered
h61	2007-08	Def. Achievement in Street illumination	Completed	100% coverage is achieved, when assessed with the standard guidelines for provision of street light on approach roads for the slums.
h71	2007-08	Def. Achievement in Anganwadi/Creche	Completed	Anganwadi/ Balwadi is situated in sufficient number in slum area within a walking distance of 1 km.

h72	2007-08	Def. Achievement in Community Halls	Completed	Total nos of Community Halls are 408. Community Halls are setup for each of the slums under PMC within the walking distance of 1km.
h81	2007-08	Def. Achievement in Preventive Hlt. Care (advisory)	Completed	Visits by Health workers are carried out effectively for the slum households for regular preventive and curative measures in PMC area. Monthly camps are also setup under various immunization programmers.
h82a	2007-08	Def. Achievement in Curative H.Care – reliability	Completed	100% reliability has been achieved for curative health care for the urban poor
h82b	2007-08	Def. Achievement in Curative H.Care - distance	Completed	With in 1km.
h91a	2007-08	Def. Achievement in Pri.Edu - Enrollment	Completed	100% enrollment achieved for primary education for the urban poor
h91b	2007-08	Def. Achievement in Pri.Edu – DropOut	Completed	
h91c	2007-08	Def. Achievement in Pri.Edu – distance	Completed	Average distance of HHs from facility in 1 km.
h101	2007-08	Def. Achievement in Skill Dev Training	Completed	
h102	2007-08	Def. Achievement in Micro-Credit Access	Completed	
i1	2007-08	Community Participation in Water Supply	Completed	Under the Community Participation Fund various Community based organisations have been invited to submit proposals for development works in PMC area. Also the communities were involved in budget preparation for Water Supply.
i2	2007-08	Community Participation in Sanitation	Completed	Under the Community Participation Fund various Community based organisations have been invited to submit proposals for development works in PMC area. Also the communities were involved in budget preparation for Sanitation.
i3	2007-08	Community Participation in SWM	Completed	
i4	2007-08	Community Participation in Roads	Completed	
j	2007-08	Max. Achieved target of UP with secured tenure*	Completed	Ownership for Urban Poor is to be given for proposed construction under BSUP Projects for about 7000 HHs and early constructed about 8000

				HH under WAMBAY Schemes.
k	2007-08	Max. Achieved target of Entrepreneurs with Tenure*	Completed	Units for work places and small scale shops are considered to be accommodated within Slum rehabilitation projects for the poor.
		<b>Optional Reforms</b>		
<b>O2</b>	<b>Revision of Build. Byelaws to Streamline Approval Process</b>			
A	2006-07	Consultations with Stakeholders on modifications of Byelaws	Completed	<p>Building permissions are issued thru automatic computer aided design systems (Auto-DCR)</p> <p>PMC have a vision that citizens submitting their building permission proposals online, knowing the status of their proposals, receiving sanctions without any delay via new electronic channels</p> <p>Following are the key points of this system:</p> <ul style="list-style-type: none"> <li>▪ Single window for Architects or License Engineer to submits the proposal at PMC for approval.</li> <li>▪ Application User Logs in by using Bio-Metric login verification.</li> <li>▪ Single window user reads a CD from Architect or fills proposal Information. Calculates scrutiny amount to be deposited at PMC.</li> <li>▪ Check for mandatory and conditional mandatory documents submitted along with proposal.</li> <li>▪ Challan for Scrutiny fee if Documents submitted and on Payment BCP Number generated.</li> <li>▪ SMS is sent to both Building Inspector (BI) and Architect mentioning the site visit date and time (After 7 working days).</li> <li>▪ Proposal Sent to BI for Site Visit, Documents Validation Scrutiny &amp; DC rules Scrutiny.</li> <li>▪ BI Capture Site Visit information including photographs on PDA</li> </ul>
b	2006-07	Identification & Finalization of modification in Byelaws to streamline approval	Completed	
C	2006-07	Defining Mitigation Measures for Nat. Disaster in Byelaws	Completed	
d	2006-07	Amend't of exist. legislat'n to intro. new Byelaws & Notification	Completed	
E	2006-07	Dissimination of New Byelaws through Website	Completed	
f	2006-07	City level Public Workshops to address queries	Completed	
g	2006-07	Setting MIS Sys linked to all offices having Bearing on Build. Perm	Completed	
h	2006-07	Start of approval as per new byelaws	Completed	
I	2006-07	Est. of Interactive Citizen Enquiry Sys for Build. Pln. Approval	Completed	
J	2006-07	Max Reduction of Avg. time for Build. Sanction*	Completed	

				<ul style="list-style-type: none"> <li>Auto DCR create New project, Reading entities like Plot, Building layout, Roads etc from drawings based on layers and colors, Geometrical Mapping and Reports of Detail Scrutiny, Local language and Failed List.</li> </ul>
<b>O3</b>	<b>2006-07</b>	<b>Revision of Build. Byelaws for RWH &amp; Water Conservation</b>	Completed	
a	2006-07	Final Design of RWH and decision on end use	Completed	<p>Corporation made it mandatory while sanctioning proposals. The proposal for modification of byelaws under section 37 of MR&amp;TP act 1966 is already submitted to GOM.</p> <p>Workshops have been conducted a part of building byelaws approval process. These workshops provide information and guidance on rain water harvesting.</p> <p>Building approvals are accorded only if the building complies with the requirements Rain water harvesting conditions of the byelaws.</p>
b	2006-07	Prep of Drf. Byelaws to reflect Mand.Clauses of RWH	Completed	
c	2006-07	Amend.of Exist.Leg.to intro.the new Byelaws & Notification	Completed	
d	2006-07	Dessimation of the new set of Build. Byelaws thru Website	Completed	
e	2006-07	City level Public Workshops to address queries	Completed	
f	2006-07	Start of approval as per new byelaws	Completed	
<b>O4</b>	<b>2008-09</b>	<b>Earmark's land for EWS/LIG Hsg. + Sys of Cross Subsy.</b>	Completed	<p>Earmarking at least 20-25 percent of developed land in all housing projects (both public and private) for EWS/LIG category with a system of cross subsidization :</p> <p>About 20% area has been marked for EWS in sanctioned Development Plan. About 20% area has been marked for High Density Housing in Draft Development plan forwarded to GOM for final approval.</p>
<b>O7</b>	<b>2007-08</b>	<b>Byelaws for Reuse of Recycled Water</b>		
a	2007-08	Final Design and decision on end use of WW Recycling Sys	Completed	<p>Provision is made in Development Control Rules. (M 8/28.2-06.12.2007) so as to make STP construction compulsory for townships. Group of 150 tenements or more it is mandatory.</p>
b	2007-08	Prep of Drf. Byelaws to reflect Mand.Clauses of WWR Sys	Completed	
c	2007-08	Amend. of Exist.Leg.to intro.the new Byelaws & procedures	Completed	

d	2007-08	Dissemination of the new set of Build. Byelaws thru Website	Completed	
e	2007-08	City level Public Workshops to address queries	Completed	
f	2007-08	Start of approval as per new byelaws	Completed	
<b>O8</b>	<b>2008-09</b>	<b>Admin. Reforms</b>	Completed	Delegation of powers by Commissioner to H.O.D. and Zonal officers:- The powers of commissioner about tendering, financial sanction, building, permission ,are delegated to H.O.D., zonal officers
aa1	2008-09	Rational'n of HR - Iden. Of loopholes in exist. Staffing	Completed	PMC prepared an assessment of existing staffing policy and in that it has identified the loopholes in existing staffing.PMC has drafted a service rule book.
aa2	2008-09	Rational'n of HR - Draft Proposal for changing Staffing Policy	Completed	New Service Recruitment Rules has already been prepared.
aa3	2008-09	Rational'n of HR - Drf.Proposal for reforms in Perf.Eval.Sys	Completed	
aa4	2008-09	Rational'n of HR - Employee Consultation	Completed	Employee consultation has been carried out while drafting process of service recruitment rules.
aa5	2008-09	Rational'n of HR - Discussions with various ULB depts.	Completed	Various ULB department were consulted while drafting process of service recruitment rules.
aa6	2008-09	Rational'n of HR - Cabinet Approval	Completed	
ab1	2008-09	Staff Training - Assessment of training needs	Completed	Training needs requirement has been undertaken and training calendar has been prepared.
ab2	2008-09	Staff Training - Finalisation of training curriculum	Completed	Training curriculum is prepared and training are as per curriculam.
ab3	2008-09	Staff Training - Selection of agencies to provide training	Completed	Various agencies like Yashada,AIILSG give traing to staff on various modules.
ab4	2008-09	Staff Training - Conducting of training	Completed	Various agencies like Yashada,AIILSG give traing to staff on various modules
ab5	2008-09	Staff Training - Training Programmes identified	Completed	Various agencies like Yashada,AIILSG give traing to staff on various modules.

ac1	2008-09	Reduct'n in Estab.Exp - Outsourcing of certain functions	Completed	PMC has outsourced number of its functions to reduce the establishment expenditure like street lightening on ESCO model and at the same time has undertaken many projects on PPP basis.
ac2	2008-09	Reduct'n in Estab.Exp - Higher Capacity Utilisation	Completed	PMC was having 26% establishment expenditure in the year of 2005-06 and it got reduced to 15% (Establishment Expenditure Amount Rs 391.55 cr against Municipal Budget of Rs 3027.00 cr.) during mission period in FY 2009-10.
ac3	2008-09	Reduction in Estab.Exp - Energy Saving	Completed	By adopting several energy saving techniques PMC saved Rs 4.50 Cr by saving 1 Cr units of electricity.
ad1	2008-09	Continuity of Tenure of Key Personnel - Min.Avg.Tenure of MC	Completed	The State Government GR already exists for the same.
ae1	2008-09	Management Review System- Periodic Review by Mayor & MC	Completed	PMC Hon'ble mayor and Municipal Commissioner is taking weekly and monthly reviews of each departments.
ae2	2008-09	Management Review System - Generation of performance reports	Completed	As per the Government of Maharashtra GR, the performance reviews of all the employees is carried out on yearly basis and there are already set guidelines for rewarding good performance of the employees.
b	2008-09	Best Target Staff Deployment *	Completed	
c	2008-09	Evolution of detailed training plan for its staff and frequency of review of plan	Completed	There was the training need assessment exercises carried out and a draft training plan was evolved.
d	2008-09	Least Estab. Exp during mission year*	Completed	
e	2008-09	Eunsuring stability of tenure for MC and other staff	Completed	The State Government GR already exists for the same.
<b>09</b>	<b>2008-09</b>	<b>Structural Reforms</b>	Completed	
a	2008-09	Decentralization of Municipal administration and synchronization of internal jurisdictions	Completed	<p><b><u>Internal Jurisdictions:</u></b></p> <ul style="list-style-type: none"> <li>PMC operated with 4 zonal offices and 14 wards.</li> </ul> <p><b><u>Realign Internal Organisation Structure &amp; Processes</u></b></p> <ul style="list-style-type: none"> <li>Each Zonal Office is of the rank of Deputy Commissioner who is supported by the field staff of various departments of the PMC to</li> </ul>

				<p>monitor the following civic functions:</p> <p>[1] Maintenance of Roads, Streets,  [2] Removal of Garbage,  [3] Distribution &amp; maintenance of water supply &amp; sewage disposal system, storm water drains,  [4] Impounding stray cattle,  [5] Administration of Schools, Dispensaries, Maternity Homes,  [6] Maintenance of Municipal Properties,  [7] Removal of unauthorised construction and hawkers.  [8] collection of Property tax, Water Tax and other misc. taxes  [9] Issue of Birth &amp; Death Certificates  [10] Issue of building permissions  [11]Public Health etc.</p> <ul style="list-style-type: none"> <li>• PMC have done appropriate arrangement for Review information flow regarding operations form field to Zonal office/ Head of Department.</li> <li>• PMC is having adequate level of details related to wards boundaries through maps and charts.</li> </ul>
b	2008-09	New Initiatives planned for inter-agency coordination	Completed	
c	2008-09	Creation of cadre of municipal staff for different disciplines	Completed	<ul style="list-style-type: none"> <li>• PMC having full time staff with specialized skills, within the hierarchy of the municipal setup</li> <li>• Experiences are shared across cities through movement of personnel</li> <li>• PMC processes for intensive training to officers, period retraining and learning opportunities.</li> </ul>



Sl	Year of completion	Commitment as per the MoA for the current financial year	Progress made	Cumulative progress during the financial year
O10	2007-08	Encouraging PPP	Completed	<p>Already in place -Various e-governance initiatives like kiosks, CFC, e-tendering etc, For Octroi &amp; Property tax gateways are provided to submit them in banks like ICICI, HDFC.BOT proposal to relocate &amp; reconstruct the old property of Corporation. Development of cycle track by Hirwai institute.</p> <p>In pipeline-River Navigation in Mutha River thru PPP, Biodiversity park at Baner, Metro rail, monorail, and formation of SPV for special projects.</p>

2. MoA MOA is Signed in May 2006

3. List initiatives taken if any for creation of a Revolving Fund at the city level *(please mention in brief bullet points)*

- ...Under Progress

4. Any innovations / good practices in urban governance, project development and service delivery implemented in the city during the reporting period *(please mention in brief bullet points)*

  
**Commissioner**  
**Pune Municipal Corporation**  
**Pune**


1	<b>Project title:</b>	BRT Pilot project for Pune city (Katraj Swargate Hadapsar Route)
	<b>Project code:</b>	PUN-001
2	<b>Implementing Agency:</b>	Pune Municipal Corporation

<b>3. Project Bank A/c No. &amp; Name &amp; Address of Bank</b>	A/c No. 000505014664 ICICI Bank Pune
<b>4. Revised Project Cost (in Rs. Lacs) - as sanctioned</b>	10313.50

All amounts are in Rs. Lacs.

<b>5 Budget Allocation by ULB / parastatal agency</b>	
Allocation in ULB / parastatal agency budget for this project in current financial year 2010-11	Rs. 1,020.00 Lacs

<b>6 Capital Contributions to the project and inflows<sup>3</sup></b>							
Sr. No.	Sources	Commitment based on approved project cost	% of total project cost	Actual release up to end of last reporting quarter Dec'10	Actual amounts released into Project Account		Commitment pending release from source for balance project period
					During the last quarter being reported	Cumulative released as on	
1	2	3	4	5	6	7 = (5+6)	8 = (3-7)
1	GOI	5156.75	50%	3867.56	0.00	3867.56	1289.19
2	State	2062.70	20%	1547.02	0.00	1547.02	515.68
3	ULB	3094.05	30%	7827.41	0.00	7827.41	0.00
	<b>Total</b>	<b>10313.50</b>		<b>13241.99</b>	<b>0.00</b>	<b>13241.99</b>	<b>1804.87</b>

<sup>3</sup> Note (for filling table)

1) Quarter is defined to be aligned with the financial year time frames.

2) Actual dates / amounts for all sources should correspond to dates / amounts of actual cash inflow in the project bak account

3) Amounts committed pending release for current financial year and beyond should be linked to project implementation schedule.

<sup>4</sup> From start of the project.

	Total interest accumulated in bank account to date
--	--

All amounts are in Rs. Lacs.

7		Monitoring Funds Utilisation <sup>5</sup> for the project				
Sl.	Tender package No./Name	Actual amounts utilised in the project			Estimated expenditure for next quarter	Expected time to request for next Installment
		Up to end of last reporting Quarter Dec'10	During the last quarter being report	Cumulative Expenditure as on Mar'11		
	1	2	3	4=(2+3)	5	6
1	Solapur Road - Pavement Development	0.00	0.00	0.00	-	-
2	Solapur Road - Pavement Development (Part-I)	2241.52	0.00	2241.52	-	-
3	Solapur Road - Development of Footpath, Drain, Cross Drainage, Median, Misc.	0.00	0.00	0.00	-	-
4	Solapur Road - Tubular Safety Cones	22.39	0.00	22.39	-	-
5	Solapur Road - Traffic Signal	52.14	0.00	52.14	-	-
6	Solapur Road - Polymer Concrete	118.02	0.00	118.02	-	-
7	Satara Road - Platform Development	0.00	0.00	0.00	-	-
8	Satara Road - Pavement Development (Part-I)	2353.72	0.00	2353.72	-	-
9	Satara Road - Development of Footpath, Drain, Cross Drainage, Median, Misc.	0.00	0.00	0.00	-	-
10	Satara Road - Traffic Signal work	53.75	0.00	53.75	-	-
11	Satara Road - Polymer Concrete	0.00	0.00	0.00	-	-

7		Monitoring Funds Utilisation <sup>5</sup> for the project				
Sl.	Tender package No./Name	Actual amounts utilised in the project			Estimated expenditure for next quarter	Expected time to request for next Installment
		Up to end of last reporting Quarter Dec'10	During the last quarter being report	Cumulative Expenditure as on Mar'11		
	1	2	3	4=(2+3)	5	6
12	BRT Terminal Octroi Naka Katraj	465.16	0.00	465.16	-	-
13	BRT Terminal PMT Depot Katraj	432.30	0.00	432.30	-	-
14	BRT Terminal Swargate	197.39	0.00	197.39	-	-
15	BRT Terminal Saswad Road Junction	65.87	0.00	65.87	-	-
16	BRT Terminal Pulgate M.G.Bus Station	106.55	0.00	106.55	-	-
17	BRT Terminal Katraj Zoo	432.26	0.00	432.26	-	-
18	Bus Shelters	261.14	0.00	261.14	-	-
19	PIS/ GPS	0.00	0.00	0.00	-	-
20	Electronic Ticketing	0.00	0.00	0.00	-	-
21	Part B of Pilot BRT Revised Project	6345.44	0.00	6345.44	100.00	-
22	Contingencies	94.34	0.00	94.34	25.00	
	<b>Total</b>	<b>13241.99</b>	<b>0.00</b>	<b>13241.99</b>	<b>125.00</b>	<b>IV instt. Sanctioned on 95th CSMC dated 15 march2011</b>

<sup>5</sup> Utilisation implies - draws from the project bank account for payments pertaining to the project.

<sup>6</sup> From the start of the project

All amounts are in Rs. Lacs.

Project Implementation Monitoring										
List of tender packages proposed for the project		Cost (in Rs. Lacs)			Project Start		Implementation Status		Completion	
Package No.	Brief Title of Tender package	Estimate	Awarded	On completion	Tender release date	Tender Award date	(Work Not started/ Under Progress/ Completed)	% of work completed (Physical progress)	Scheduled date (as per DPR)	Estimated completion date
1	Solapur Road - Pavement Development	0.00	0.00	0.00	-	-				
2	Solapur Road - Pavement Development (Part-I)	661.33	820.09	666.00	08.09.06	31-Oct-06	Completed	100	30-May-08	30-May-08
3	Solapur Road - Development of Footpath, Drain, Cross Drainage, Median, Misc.	737.37	0.00	0.00	08.09.06	-				
4	Solapur Road - Tubular Safety Cones	28.88	22.39	22.39	08.09.06	9-Oct-06	Completed	100	31-Oct-07	31-Oct-07
5	Solapur Road - Traffic Signal	97.00	90.55	52.14	08.09.06	31-Oct-06	Completed	100	31-Dec-07	31-Dec-07
6	Solapur Road - Polymer Concrete	105.70	161.18	115.53	08.09.06	30-Oct-06	Completed	100	31-Oct-07	31-Oct-07
7	Satara Road - Platform Development	0.00	0.00	0.00	-	-			-	-
8	Satara Road - Pavement Development (Part-I)	932.93	1212.80	1198.43	08.09.06	31-Oct-06	Completed	100	30-Nov-07	30-Nov-07
9	Satara Road - Development of Footpath, Drain, Cross Drainage, Median, Misc.	993.38	0.00	0.00	08.09.06	-			-	-
10	Satara Road - Traffic Signal work	77.62	72.76	53.75	08.09.06	31-Oct-06	Completed	100	30-Nov-07	30-Nov-07
11	Satara Road - Polymer Concrete	0.00	0.00	0.00	-	-			-	-
12	BRT Terminal Octroi Naka Katraj	436.50	563.00	560.00	08.09.06	2-Nov-06	Completed	100	31-Dec-07	31-Dec-07
13	BRT Terminal PMT Depot Katraj	349.20	432.30	432.30	08.09.06	10-Oct-06	Completed	100	31-Oct-07	31-Oct-07
14	BRT Terminal Swargate	145.68	197.39	197.30	08.09.06	16-Oct-06	Completed	100	31-Oct-07	31-Oct-07
15	BRT Terminal Saswad Road Junction	65.48	83.70	65.87	08.09.06	31-Oct-06	Completed	100	20-Feb-07	20-Feb-07
16	BRT Terminal Pulgate M.G.Bus Station	87.30	106.59	106.55	08.09.06	31-Oct-06	Completed	100	20-Feb-07	20-Feb-07
17	BRT Terminal Katraj Zoo	349.20	432.26	432.20	08.09.06	16-Oct-06	Completed	100	31-Oct-07	31-Oct-07

All amounts are in Rs. Lacs.

8 Project Implementation Monitoring										
List of tender packages proposed for the project		Cost (in Rs. Lacs)			Project Start		Implementation Status		Completion	
Package No.	Brief Title of Tender package	Estimate	Awarded	On completion	Tender release date	Tender Award date	(Work Not started/ Under Progress/ Completed)	% of work completed (Physical progress)	Scheduled date (as per DPR)	Estimated completion date
18	Bus Shelters	280.00	1463.00	-	15.10.07	3-Mar-08	Completed	100	31-Dec-08	31-Dec-09
19	PIS/ GPS	100.00								
20	Electronic Ticketing	100.00								
21	Part B of Pilot BRT Revised Project	4765.93	7845.00	-	15.10.07	2-Jan-08	Completed	100	31-Dec-08	31-Dec-09
22	Contingencies	0.00	0.00	-						
	<b>Total</b>	<b>10313.50</b>	<b>13503.01</b>							

9	<b>Scheduled completion date of project as per DPR<sup>7</sup> approved by CSMC: <u>month/year</u></b>			Dec-09
	<b>Actual duration (in months) for project completion:</b>			24
	<b>Estimated time for completion of project as on date: <u>month/year</u></b>			Completed ( Dec2009)
	<b>Is there a difference between schedule date of completion and estimated date of completion: <u>Yes/</u></b>			Yes
	In case Yes, then what are the reasons for the delay, please select from the list below:			
	Sr. No.	List of issues	Yes/No.	Brief remarks on the reason for delay
	i.	Delay related to fund release into Project Account	No	
	ii.	Issues related to cost escalation	yes	
	iii.	Delay in tendering process	yes	some packges have to recalled for more then two times.
	iv.	Technical sanction process at state level	No	
v.	Field level conditions leading to redesign	Yes	Revision of Drawings as per Site conditions & for optimum utilization of land use for like Two/Three Wheeler Parking, breakdown bays, hawkers space.	
vi.	Constraints in supply of equipment/material/technology	No		
vii.	Technical capacity of ULBs	No		
viii.	project Management related issues			
ix.	Any other issues / constraints in project implementation	Yes	1. Public Intervention specifically for raised Cycle Track. 2. Some stretches under encroachment 3. Court Cases in some stretches	

<sup>7</sup> Please specify month and year of completion as envisaged in the DPR, taking into account the release of first installment of funds from GOI as start date for the project.

<b>10 Status of Various Initiatives:</b>				
<b>Sr. No.</b>	<b>Programme</b>	<b>Item</b>	<b>Actual Status (in numbers)</b>	
			<b>During the last quarter</b>	<b>Cumulative since inception of the mission</b>
1	Type of capacity Building Programme			
		Number of official Trained		
		Number of Non Official Trained		
2	Workshops			
		National Level		
		State Level		
		Regional Level		
3	Other (please specify key initiatives)			

1.1 Issues in Project Monitoring and Inspections		
Sr. No.	Particulars	Remarks
1	Inspections carried out by SLNA/GOI officers	M/s Shrikhande Consultants Pvt. Ltd. As IRMA appointed by MMRDA
2	Date of Inspection	16-20 Jan-09, 27 April-09 and 13 Oct-09 & 15 May2010 & Sep2010 & Jan2011 & March 2011
3	Issues reported during Inspections	1. Road Quality 2. Documentation
4	Course corrections done	Required compliances are done.
5	Suggestions, if any, for project monitoring and MIS	NA

  
**Addl City Eng. (Projects)**  
**Pune Municipal Corporation**

  
**Municipal Commissioner**  
**Pune Municipal Corporation**

<sup>8</sup> In case of projects spanning across multiple ULBs in cities with more than one ULB, the concerned person from the largest ULB in the city should sign on behalf of all ULBs participating in the project.

1	<b>Project title:</b>	Augmentation and Upgradation of Sewage Treatment Plants and Pumping Station
	<b>Project code:</b>	PUN-002
2	<b>Implementing Agency:</b>	Pune Municipal Corporation

<b>3. Project Bank A/c No. &amp; Name &amp; Address of Bank</b>	A/c No. 000505014663 ICICI Bank Pune
<b>4. Project Cost (in Rs. Lacs) - as sanctioned</b>	8613.00

All amounts are in Rs. Lacs.

<b>5 Budget Allocation by ULB / parastatal agency</b>	
Allocation in ULB / parastatal agency budget for this project in current financial year 2010-11	Rs. 1,393.70 Lacs

<b>6 Capital Contributions to the project and inflows<sup>3</sup></b>							
Sr. No.	Sources	Commitment based on approved project cost	% of total project cost	Actual release up to end of last reporting quarter Dec'10	Actual amounts released into Project Account		Commitment pending release from source for balance project period
					During the last quarter being reported	Cumulative released as on	
1	2	3	4	5	6	7=(5+6)	8=(3-7)
1	GOI	4306.50	50%	3229.86	0	3229.86	1076.64
2	State	1722.60	20%	1291.95	0	1291.95	430.65
3	ULB	2583.90	30%	9132.97	1626.74	10759.71	0.00
	<b>Total</b>	<b>8613.00</b>		<b>13654.78</b>	<b>1626.74</b>	<b>15281.52</b>	<b>1507.29</b>

<sup>3</sup> Note (for filling table)

1) Quarter is defined to be aligned with the financial year time frames.

2) Actual dates / amounts for all sources should correspond to dates / amounts of actual cash inflow in the project bank account

3) Amounts committed pending release for current financial year and beyond should be linked to project implementation schedule.

<sup>4</sup> From start of the project.

	Total interest accumulated in bank account to date
--	--

All amounts are in Rs. Lacs.

7		Monitoring Funds Utilisation <sup>5</sup> for the project				
Sl.	Tender package No./Name	Actual amounts utilised in the project			Estimated expenditure for next quarter	Expected time to request for next Installment
		Up to end of last reporting Quarter Dec'10	During the last quarter being report	Cumulative Expenditure as on March'11		
	1	2	3	4=(2+3)	5	6
1	Baner STP	2797.96	0.00	2797.96		-
2	Mundhawa STP	3137.11	59.80	3196.91		-
3	Naidu STP	3878.85	0.00	3878.85		-
4	Kharadi STP	302.60	1566.94	1869.54	100.00	
5	Vittalwadi STP	1051.05	0.00	1051.05		-
6	New Kasba P.S.	798.08	0.00	798.08		-
7	New Kasba R.M.	339.21	0.00	339.21		-
8	Topkhana P.S.	688.18	0.00	688.18		-
9	Topkhana R.M.	438.42	0.00	438.42		-
10	Others	223.32	0.00	223.32		-
	<b>Total</b>	<b>13654.78</b>	<b>1626.74</b>	<b>15281.52</b>		IV instt sanctioned on 93rd CSMC dated 18 Feb2011

<sup>5</sup> Utilisation implies - draws from the project bank account for payments pertaining to the project.

<sup>6</sup> From the start of the project

--

All amounts are in Rs. Lacs.

8 Project Implementation Monitoring										
List of tender packages proposed for the project		Cost (in Rs. Lacs)			Project Start		Implementation Status		Completion	
Package No.	Brief Title of Tender package	Estimate	Awarded	On completion	Tender release date	Tender Award date	(Work Not started/ Under Progress/ Completed)	% of work completed (Physical progress)	Scheduled date (as per DPR)	Estimated completion date
1	Baner STP	984.10	3160.00	-	26.10.2006	04.12.2007	Completed	100	Jun-08	Dec-10
2	Mundhawa STP	1386.86	3088.00	-	26.10.2006	27.02.2007	Completed	100	Mar-08	Feb 2009( Completed)
3	Naidu STP	2300.50	4015.00	-	06.05.2006	27.02.2007	Completed	100	Jun-08	Jun-10 (completed)
4	Kharadi STP	1258.21	3950.00	-	18.06.2009	11.12.2009	Under Progress	28	Mar-08	11-06-2011
5	Vittalwadi STP	1066.91	1443.03	-	01.01.2006	08.02.2006	Completed	100	Nov-07	Feb- 2009 ( Completed)
6	New Kasba P.S.	554.25	843.21	-	06.05.2006	28.11.2006	Completed	100	Dec-07	MAR-2008( Completed)
7	New Kasba R.M.	245.00	308.60	-	16.01.2006	21.02.2006	Completed	100	Aug-07	AUG- 2007( Completed)
8	Topkhana P.S.	492.35	710.00	-	06.05.2006	12.12.2006	Completed	100	Mar-08	MAR-2008( Completed)
9	Topkhana R.M.	324.82	422.00	-	16.01. 2006	21.02. 2006	Completed	100	Mar-07	MAR- 2008( Completed)
10	Others	0.00	0.00	-	-	-				
	<b>Total</b>	<b>8613.00</b>	<b>17939.84</b>							

Scheduled completion date of project as per DPR<sup>7</sup> approved by CSMC: month/year

Dec 2008/ Jun 2011 ( revised)

Actual duration (in months) for project completion:

30

Estimated time for completion of project as on date: month/year

Jun-11

Is there a difference between schedule date of completion and estimated date of completion: Yes, Yes

In case Yes, then what are the reasons for the delay, please select from the list below:

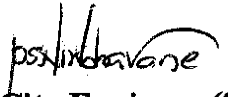
Sr. No.	List of issues	Yes/No.	Brief remarks on the reason for delay
i.	Delay related to fund release into Project Account	No	
ii.	Issues related to cost escalation	Yes	cost increased by double
iii.	Delay in tendering process	yes	Kharadi STP tender called so many times
iv.	Technical sanction process at state level		
v.	Field level conditions leading to redesign		
vi.	Constraints in supply of equipment/material/technology		
vii.	Technical capacity of ULBs		
viii.	project Management related issues	Yes	Land Acquisition problem resulting delay in tendering process at Kharadi STP, Now it is sorted out and work is under process.
ix.	Any other issues / constraints in project implementation		

9

<sup>7</sup> Please specify month and year of completion as envisaged in the DPR, taking into account the release of first installment of funds from GOI as start date for the project.

<b>10 Status of Various Initiatives:</b>				
<b>Sr. No.</b>	<b>Programme</b>	<b>Item</b>	<b>Actual Status (in numbers)</b>	
			<b>During the last quarter</b>	<b>Cumulative since inception of the mission</b>
1	Type of capacity Building Programme			
		Number of official Trained		
		Number of Non Official Trained		
2	Workshops			
		National Level		
		State Level		
		Regional Level		
3	Other (please specify key initiatives)			

Issues in Project Monitoring and Inspections		
Sr. No.	Particulars	Remarks
1	Inspections carried out by SLNA/GOI officers	M/s Shrikhande Consultants Pvt. Ltd. As IRMA appointed by MMRDA
2	Date of Inspection	19 Jan09, 4 Feb09 & 27-28 April 09 and 26 & 30 Oct-09 ( third visit) and 12th march2010 and Sep10 and March 2011
3	Issues reported during Inspections	Site related work
4	Course corrections done	All compliance done
5	Suggestions, if any, for project monitoring and MIS	NA

  
**Addl. City Engineer (Sewerage)**  
**Pune Municipal Corporation**

  
**Municipal Commissioner**  
**Pune Municipal Corporation**

<sup>8</sup> In case of projects spanning across multiple ULBs in cities with more than one ULB, the concerned person from the largest ULB in the city should sign on behalf of all ULBs participating in the project.

1	<b>Project title:</b>	Construction & Improvement of Drains to Prevent contamination of natural water bodies & development of heritage site along in Pune.
	<b>Project code:</b>	PUN-003
2	<b>Implementing Agency:</b>	Pune Municipal Corporation

<b>3. Project Bank A/c No. &amp; Name &amp; Address of Bank</b>	A/c No. 000505014689 ICICI Bank Pune
<b>4. Revised Project Cost (in Rs. Lacs) - as sanctioned</b>	9996.00

All amounts are in Rs. Lacs.

<b>5 Budget Allocation by ULB / parastatal agency</b>	
Allocation in ULB / parastatal agency budget for this project in current financial yr 2010-11	Rs. 4,201.39 Lacs

<b>6 Capital Contributions to the project and inflows<sup>3</sup></b>							
Sr. No.	Sources	Commitment based on approved project cost	% of total project cost	Actual release up to end of last reporting quarter Dec'10	Actual amounts released into Project Account		Commitment pending release from source for balance project period
					During the last quarter being reported	Cumulative released as on	
1	2	3	4	5	6	7 = (5+6)	8 = (3-7)
1	GOI	4998.00	50%	2499.00	0.00	2499.00	2499.00
2	State	1999.20	20%	999.55	0.00	999.55	999.65
3	ULB	2998.80	30%	1499.40	256.24	1755.64	1243.16
	<b>Total</b>	<b>9996.00</b>		<b>4997.95</b>	<b>256.24</b>	<b>5254.19</b>	<b>4741.81</b>

<sup>3</sup> Note (for filling table)

1) Quarter is defined to be aligned with the financial year time frames.

2) Actual dates / amounts for all sources should correspond to dates / amounts of actual cash inflow in the project bak account

3) Amounts committed pending release for current financial year and beyond should be linked to project implementation schedule.

<sup>4</sup> From start of the project.

	<b>Total interest accumulated in bank account to date</b>
--	---

All amounts are  
in Rs. Lacs.

7		Monitoring Funds Utilisation <sup>5</sup> for the project				
Sl.	Tender package No./Name	Actual amounts utilised in the project			Estimated expenditure for next quarter	Expected time to request for next Installment
		Up to end of last reporting Quarter Dec10	During the last quarter being report	Cumulative Expenditure as on Jan'11		
1		2	3	4=(2+3)	5	6
1	1.Dredging work in river Mutha in bet'n Rajaram bridge & Mhatre bridge	34.26	0.00	34.26		
2	2. Dredging work in river Mutha in bet'n Warje bridge & Rajaram bridge	270.00	0.00	270.00		
3	3. Dredging work in river Mutha in bet'n Mhatre bridge & Sangam bridge	78.47	0.00	78.47		
4	4.Dredging work in river Mutha in bet'n Mhatre bridge & Rajaram bridge	79.61	0.00	79.61		
5	5.Dredging work in river Mutha in bet'n Rajaram bridge to Warje Brige & Removing of Bandhara	65.87	0.00	65.87		
6	6.Dredging work in river Mutha in bet'n Mahatra to Rajaram bridge	115.82	0.00	115.82		
7	7.Dredging work in river Mutha in bet'n Sangam to bundgarden bridge	8.97	0.00	8.97		
8	8) .Dredging work in river Mutha./ partly Construction of channel Mahatre to Sangam bridge	460.90	198.97	659.87		
9	1) Construction of central channel from mahtre bridge to Rajaram bridge. Part A CH 0-1000 MT	383.66	0.00	383.66		
10	2) Construction of central channel from mahtre bridge to Rajaram bridge. Part B CH 1000-2000 MT	366.59	0.00	366.59		
11	3) Construction of central channel from Warje to Rajaram bridge. Part A CH 0-1250 MT	474.28	0.00	474.28		

7		Monitoring Funds Utilisation <sup>5</sup> for the project				
Sl.	Tender package No./Name	Actual amounts utilised in the project			Estimated expenditure for next quarter	Expected time to request for next Installment
		Up to end of last reporting Quarter Dec10	During the last quarter being report	Cumulative Expenditure as on Jan'11		
	1	2	3	4=(2+3)	5	6
12	4) Construction of central channel from Warje to Rajaram bridge. Part B CH 1250-2500 MT	473.24	0.00	473.24		
13	5) Construction of Remaing central channel along left Bank rajaram bridge to warje bridge	25.77	0.00	25.77		
14	6) Construction of Remaing central channel along right Bank Mahatre to rajaram bridge	32.68	0.00	32.68		
15	7) Construction of Remaing central channel along Left Bank Mahatre to rajaram bridge	56.04	0.00	56.04		
16	8) Construction of channel Sangam to mundhwa bridge	279.04	680.96	960.00		
17	1) Construction of retaining wall on right bank of river Mutha at Astabuja Mandir.	12.89	0.00	12.89		
18	2) Construction of retaining wall on left bank of river Mutha in bet'n Sangam bridge & Dengele bridge Phase-I	140.39	0.00	140.39		
19	3)Construction of retaining wall on left bank of river Mutha in betn Sangam & Dengele bridge Phase - II	166.41	0.00	166.41		
20	4) Construction of retaining wall on right bank of river Mula in between Patil Estate slum & Engineering collage.	42.38	0.00	42.38		
21	5) Construction of retaining wall on left bank of Mutha river in between Sambhaji Garden & Pulachi Wadi.	159.70	0.00	159.70		
22	6) Construction of retaining wall on left bank of Mutha river at Pulachi Wadi for Premnagar area.	30.00	0.00	30.00		
23	7) Completion of remining retaining wall on left bank of Mutha river at Pulachi Wadi.	8.71	0.00	8.71		
24	8)Completion of Remaining retaining wall on bank of nala for shanti nagar slum at yerwada S.N.110/111	61.74	0.00	61.74		

7		Monitoring Funds Utilisation <sup>5</sup> for the project				
Sl.	Tender package No./Name	Actual amounts utilised in the project			Estimated expenditure for next quarter	Expected time to request for next Installment
		Up to end of last reporting Quarter Dec10	During the last quarter being report	Cumulative Expenditure as on Jan'11		
	1	2	3	4=(2+3)	5	6
25	9) Rubble pitching for right bank of Mutha River in betn Rajaram & Warje bridge	68.07	0.00	68.07		
26	10)Construction of retaining wall on left bank of Mutha river near Tapodham Society	12.34	0.00	12.34		
27	11) Construction of retaining wall on right bank of river Mula at Patil Estate(slum)	40.75	0.00	40.75		
28	12) Construction of wall at the Bank of Indira Nagar	48.14	0.00	48.14		
29	13) Construction of retaining wall at Shanti Nagar Slum part II	45.36	0.00	45.36		
30	14) Construction of retaining wall at Bopodi	0.00	0.00	0.00		
31	15) Construction of retaining wall at Vekunth Smsan boomi Right bank of mutha river	80.76	0.00	80.76		
32	16) Construction of retaining wall at sangam bunglow (gabian wall)	94.41	28.46	122.87		
33	17) Construction of part of retaining wall at Patil Estate Slum	4.93	0.00	4.93		
34	Miscellaneous Expenses	123.62	0.00	123.62		
	<b>Total</b>	<b>4345.80</b>	<b>908.39</b>	<b>5254.19</b>	<b>3rd instt sanctioned on 94th CSMC dated 25th Feb11</b>	

<sup>5</sup> Utilisation implies - draws from the project bank account for payments pertaining to the project.

<sup>6</sup> From the start of the project

All amounts are in Rs. Lacs.

8 Project Implementation Monitoring										
List of tender packages proposed for the project		Cost (in Rs. Lacs)			Project Start		Implementation Status		Completion	
Package No.	Brief Title of Tender package	Estimate	Awarded	On completion	Tender release date	Tender Award date	(Work Not started/ Under Progress/ Completed)	% of work completed (Physical progress)	Scheduled date (as per DPR)	Estimated completion date
1	1.Dredging work in river Mutha in bet'n Rajaram bridge & Mhatre bridge	34.00	34.40	-	Apr-06	May-06	Completed	100	31.10.09	31.10.09
2	2. Dredging work in river Mutha in bet'n Warje bridge & Rajaram bridge	144.00	144.00	-	Oct.-06	Oct.-06	Completed	100	31.10.09	31.10.09
3	3. Dredging work in river Mutha in bet'n Mhatre bridge & Sangam bridge	98.28	78.51	-	19.11.2007	17.01.2008	Completed	100	16.09.2009	16.09.2009
4	4.Dredging work in river Mutha in bet'n Mhatre bridge & Rajaram bridge	98.27	79.79	-	19.11.2007	17.01.2008	Completed	100	4.06.2008	4.06.2008
5	5.Dredging work in river Mutha in bet'n Rajaram bridge to Warje Brige & Removing of Bandhara	99.95	65.97		1.11.2006	5.12.2006	Completed	100	3.4.2007	3.4.2007
6	6.Dredging work in river Mutha in bet'n Mahatra to Rajaram bridge	147.42	115.82		13.2.2007	24.4.2007	Completed	100	3.01.2008	3.01.2008
7	7.Dredging work in river Mutha in bet'n Sangam to bundgarden bridge (irrigation dept)	8.97	8.97		8.1.2008	8.1.2008	Completed	100	30.05.2009	30.05.2009
8	8) Dredging work in river/ some part of Construction of channel Mahatre to Sangam bridge	3546.48	2872.66			18.09.2010	Work Started	5	31.10.09	31.03.2012
9	1) Construction of central channel from mahatre bridge to Rajaram bridge. Part A CH 0-1000 MT	306.00	350.95	-	Jan-07	March.-07	Completed	100	30.04.2009	30.04.2009
10	2) Construction of central channel from mahatre bridge to Rajaram bridge. Part B CH 1000-2000 MT	306.00	336.75	-	Jan-07	March.-07	Completed	100	31.10.09	28.02.2010
11	3) Construction of central channel from Warje to Rajaram bridge. Part A CH 0-1250 MT	385.00	424.60	-	Jan-07	March.-07	Completed	100	31.10.09	31.01.2010
12	4) Construction of central channel from Warje to Rajaram bridge. Part B CH 1250-2500 MT	385.00	424.18	-	Jan-07	March.-07	Completed	100	31.10.09	31.03.2010
13	5) Construction of Remaing central channel along left Bank rajaram bridge to warje bridge	96.84	76.70		8.12.2009	12.03.2010	Under progress (120mt)	40	31.10.09	30.06.2011

All amounts are in Rs. Lacs.

8 Project Implementation Monitoring										
List of tender packages proposed for the project		Cost (in Rs. Lacs)			Project Start		Implementation Status		Completion	
Package No.	Brief Title of Tender package	Estimate	Awarded	On completion	Tender release date	Tender Award date	(Work Not started/ Under Progress/ Completed)	% of work completed (Physical progress)	Scheduled date (as per DPR)	Estimated completion date
14	6) Construction of Remaing central channel along right Bank Mahatre to rajaram bridge	87.29	69.13		8.12.2009	12.03.2010	Under progress (100 mt)	45	31.10.09	30.06.2011
15	7) Construction of Remaing central channel along Left Bank Mahatre to rajaram bridge	96.84	76.02		8.12.2009	12.03.2010	Under progress (130 mt)	60	31.10.09	30.06.2011
16	8) Construction of channel Sangam to mundhwa bridge	2755.64	2190.18		1.4.2010	5.6.2010	Under progress	40	31.10.09	30.06.2011
17	1) Construction of retaining wall on right bank of river Mutha at Astabuja Mandir.	15.00	12.89	-	Dec-05	Jan-06	Completed	100	10.09.2007	10.09.2007
18	2) Construction of retaining wall on left bank of river Mutha in bet'n Sangam bridge & Dengle bridge Phase-I	122.58	134.84	-	9.2.2007	21.03.2007	Completed	100	10.09.2007	10.09.2007
19	3)Construction of retaining wall on left bank of river Mutha in betn Sangam & Dengle bridge Phase - II	99.98	104.98	-	3.1.2007	1.3.2007	Completed	100	25.8.2007	25.8.2007
20	4) Construction of retaining wall on right bank of river Mula in between Patil Estate slum & Engineering collage.	39.87	43.83	-	29.1.2007	23.3.2007	Completed	100	30.10.2007	30.10.2007
21	5) Construction of retaining wall on left bank of Mutha river in between Sambhaji Garden & Pulachi Wadi.	137.44	162.86	-	29.1.2007	23.3.2007	Completed	100	28.1.2008	28.1.2008
22	6) Construction of retaining wall on left bank of Mutha river at Pulachi Wadi for Premnagar area.	31.11	33.59	-	Jan-07	29.3.2007	Completed	100	10.9.2007	10.9.2007
23	7) Completion of remining retaining wall on left bank of Mutha river at Pulachi Wadi.	10.50	9.97	-	24.1.2008	9.5.2008	Completed	100	14.1.2009	14.1.2009
24	8)Completion of Remaining retaining wall on bank of nala for shanti nagar slum at yerwada S.N.110/111	68.55	70.26	-	6.3.2007	29.9.2007	Completed	100	31.10.09	30.11.2009
25	9) Rubble pitching for right bank of Mutha River in betn Rajaram & Warje bridge	99.10	85.32	-	27.1.2007	20.4.2007	Completed	100	30.6.2007	30.6.2007
26	10)Construction of retaining wall on left bank of Mutha river near Tapodham Society	14.80	12.47	-	14.12.2006	8.6.2007	Completed	100	15.7.2007	15.7.2007
27	11) Construction of retaining wall on right bank of river Mula at Patil Estate(slum)	40.75	40.75	-	29.1.2007	23.3.2007	Completed	100	30.10.2007	30.10.2007

All amounts are in Rs. Lacs.

8 Project Implementation Monitoring										
List of tender packages proposed for the project		Cost (in Rs. Lacs)			Project Start		Implementation Status		Completion	
Pack age No.	Brief Title of Tender package	Estimate	Awarded	On complet ion	Tender release date	Tender Award date	(Work Not started/ Under Progress/ Completed)	% of work completed (Physical progress)	Scheduled date (as per DPR)	Estimated completion date
28	12) Construction of wall at the Bank of Indira Nagar	72.07	59.89	-	11.7.2007	17.1.2008	Completed	100	30.09.2009	30.09.2009
29	13) Construction of retaining wall at Shanti Nagar Slum part II	73.33	59.99		1.01.2010	12.3.2010	Work under Progress		31.10.09	30.06.2011
30	14) Construction of retaining wall at Bopodi	74.53	58.63		1.01.2010		Work not Started ( Work order process)		31.10.09	30.06.2011
31	15) Construction of retaining wall at Vekunth Smsshan boomi Right bank of mutha river	109.10	84.11		1.01.2010	12.3.2010	Work under Progress	50	31.10.09	30.06.2011
32	16) Construction of retaining wall at sangam bunglow (gabian wall)	144.16	132.63		1.01.2010	12.3.2010	Work under Progress	80	31.10.09	30.06.2011
33	17) Construction of part of retaining wall at Patil Estate Slum	7.99	5.10				Completed	100	31.03.2010	31.03.2010
34	Miscellaneous Expenses	239.16	-	-	-	-	-	-	-	-
	<b>Total</b>	<b>9996.00</b>	<b>8460.74</b>							

9	<b>Scheduled completion date of project as per DPR<sup>7</sup> approved by CSMC: <u>month/year</u></b>		Oct-09	
	<b>Actual duration (in months) for project completion:</b>		36	
	<b>Estimated time for completion of project as on date: <u>month/year</u></b>		Jun-11	
	<b>Is there a difference between schedule date of completion and estimated date of completion: <u>Yes/</u></b>		Yes	
	In case Yes, then what are the reasons for the delay, please select from the list below:			
	<b>Sr. No.</b>	<b>List of issues</b>	<b>Yes/No.</b>	<b>Brief remarks on the reason for delay</b>
	i.	Delay related to fund release into Project Account	No	
	ii.	Issues related to cost escalation	No	
	iii.	Delay in tendering process	yes	some packages have to be recalled for more than two times.
	iv.	Technical sanction process at state level	No	
v.	Field level conditions leading to redesign	Yes		
vi.	Constraints in supply of equipment/material/technology	No		
vii.	Technical capacity of ULBs	No		
viii.	project Management related issues			
ix.	Any other issues / constraints in project implementation	Yes	1. Due to non availability of land for stacking of dredged material between sangam to bundgarden portion, the work could not started. 2. Extra lead is to be paid to do the work. 3. Channelization in portion between Sangam to Bundgarden and Bundgarden to Mundawa is not started, there will be submergence due to weirs. 4. Lake formation work will be started in Phase II after completion of civil work ( Channelization )	

<sup>7</sup> Please specify month and year of completion as envisaged in the DPR, taking into account the release of first installment of funds from GOI as start date for the project.

10 Status of Various Initiatives:				
Sr. No.	Programme	Item	Actual Status (in numbers)	
			During the last quarter	Cumulative since inception of the mission
1	Type of capacity Building Programme			
		Number of official Trained		
		Number of Non Official Trained		
2	Workshops			
		National Level		
		State Level		
		Regional Level		
3	Other (please specify key initiatives)			

Issues in Project Monitoring and Inspections		
Sr. No.	Particulars	Remarks
1	Inspections carried out by SLNA/GOI officers	M/s Shrikhande Consultants Pvt. Ltd. As IRMA appointed by MMRDA
2	Date of Inspection	25-03-2009 and 4-5 Nov 2009, march10 and Sep10 and 27-28 Jan2011
3	Issues reported during Inspections	Site Related Work
4	Course corrections done	Compliance Done
5	Suggestions, if any, for project monitoring and MIS	NA

  
Addl. City Engineer

**Pune Municipal Corporation**



**Municipal Commissioner**  
**Pune Municipal Corporation**

<sup>8</sup> In case of projects spanning across multiple ULBs in cities with more than one ULB, the concerned person from the largest ULB in the city should sign on behalf of all ULBs participating in the project.

1	<b>Project title:</b>	Renewal & Management of sewerage of drainage disposal system in Pune
	<b>Project code:</b>	PUN-004
2	<b>Implementing Agency:</b>	Pune Municipal Corporation

<b>3. Project Bank A/c No. &amp; Name &amp; Address of Bank</b>	A/c No. 000505014666 ICICI Bank Pune
<b>4. Revised Project Cost (in Rs. Lacs) - as sanctioned</b>	9778.00

All amounts are in Rs. Lacs.

<b>5 Budget Allocation by ULB / parastatal agency</b>	
Allocation in ULB / parastatal agency budget for this project in current financial year 2010-11	Rs. 2,767.00 Lacs

<b>6 Capital Contributions to the project and inflows<sup>3</sup></b>							
Sr. No.	Sources	Commitment based on approved project cost	% of total project cost	Actual release up to end of last reporting quarter Dec'10	Actual amounts released into Project Account		Commitment pending release from source for balance project period
					During the last quarter being reported	Cumulative released as on	
1	2	3	4	5	6	7 = (5+6)	8 = (3-7)
1	GOI	4889.00	50%	3666.75	0.00	3666.75	1222.25
2	State	1955.60	20%	1466.70	0.00	1466.70	488.90
3	ULB	2933.40	30%	2200.05	0.00	2200.05	733.35
	<b>Total</b>	<b>9778.00</b>		<b>7333.50</b>	<b>0.00</b>	<b>7333.50</b>	<b>2444.50</b>

<sup>3</sup> Note (for filling table)

1) Quarter is defined to be aligned with the financial year time frames.

2) Actual dates / amounts for all sources should correspond to dates / amounts of actual cash inflow in the project bank account

3) Amounts committed pending release for current financial year and beyond should be linked to project implementation schedule.

<sup>4</sup> From start of the project.

	<b>Total interest accumulated in bank account to date</b>
--	---

All amounts are in Rs. Lacs.

7		Monitoring Funds Utilisation <sup>5</sup> for the project				
Sl.	Tender package No./Name	Actual amounts utilised in the project			Estimated expenditure for next quarter	Expected time to request for next Installment
		Up to end of last reporting Quarter Dec'10	During the last quarter being report	Cumulative Expenditure as on Mar'11		
	1	2	3	4=(2+3)	5	6
<b>A</b>	<b>Lake Improvement</b>					
<b>a</b>	<b>Katraj Lake</b>					
1	Desilting	69.00	0.00	69.00		
2	Afforestation and beautification I- (Plantation of Trees)	7.96	0.00	7.96		
3	Afforestation and beautification II- (Construction of Jogging Track Around the Katraj lake)	19.74	0.00	19.74		
4	Afforestation and beautification III- (Eracting of Eleceric Pole around jogging track at katraj lake)	15.00	0.00	15.00		
5	Bioremediation I- (Laying of waterline around lake for plantation)	6.96	0.00	6.96		
6	Social Infrastructure( Construction of Ghats)	4.79	0.00	4.79		
7	Retaining Wall-I ( Providing & Laying Stone Pitching around the lake)	21.16	0.00	21.16		
8	Retaining Wall-II ( Construction of RCC bridge & Pipe culvert around the lake)	19.54	0.00	19.54		
9	Retaining Wall-III ( Construction of RCC wall & Channaling fancing around the lake)	32.71	0.00	32.71		
10	Retaining Wall-IV ( Construction of MS Railing on bund and remaining laying of pitching around the lake)	14.97	0.00	14.97		
11	Retaining Wall-V ( Proving & fixing MS gates within bunds structure)- Irrigation Dept	8.26	0.00	8.26		
12	Retaining Wall-VI ( Core boring for strengthening of Bunds)	2.80	0.00	2.80		
13	Retaining Wall-VII ( Construction of Retaining around lake part I)	0.00	0.00	0.00		

	7	Monitoring Funds Utilisation <sup>5</sup> for the project				
Sl.	Tender package No./Name	Actual amounts utilised in the project			Estimated expenditure for next quarter	Expected time to request for next Installment
		Up to end of last reporting Quarter Dec'10	During the last quarter being report	Cumulative Expenditure as on Mar'11		
	1	2	3	4=(2+3)	5	6
14	Retaining Wall-VIII ( Construction of Retianing wall (gabian walls) around lake part II)	8.36	0.00	8.36		
15	Retaining Wall-IX ( Construction of Retianing wall around lower lake part III)	0.00	0.00	0.00		
16	Retaining Wall-X( Construction of Retianing wall (gabian walls) arround island and nallah including Nallah Bank protection & Development of channel in nallah bed part IV)	0.00	0.00	0.00		
<b>b</b>	<b>Pashan Lake</b>		0.00			
1	Desilting	156.56	0.00	156.56		
2	Cleaning and removing of aquatic weeds	9.12	0.00	9.12		
3	Afforestation and beautification-I ( Plantation arround lake)	8.36	0.00	8.36		
4	Afforestation and beautification-II ( Plantation above island)	7.33	0.00	7.33		
5	Afforestation and beautification-III ( Jogging Track)	18.03	0.00	18.03		
6	Afforestation and beautification-IV (formation of nursery)	0.00	0.00	0.00		
7	Bioremediation	0.00	0.00	0.00		
8	Construction of Social Infrastructure	0.00	0.00	0.00		
9	Retaining Wall-I ( Construction of RCC retaining wall along highway)	109.27	11.37	120.64		
10	Retaining Wall-II ( Construction of RCC retaining wall along Ram River-part I)	102.97	0.00	102.97		
11	Retaining Wall-III ( Construction of Remaining RCC retaining wall along Ram River-part II)	0.00	0.00	0.00		
12	Retaining Wall-IV ( strenghting of Earthen Dam for Pasan Lake)	14.57	0.00	14.57		
13	Retaining Wall-V ( Construction of RCC Retaining Structure above nallah at pasan (culvert))	0.00	0.00	0.00		
<b>B</b>	<b>Nalla Improvement</b>	3110.00	0.00	3110.00		
<b>C</b>	<b>Bioremediation &amp; Landscaping</b>		0.00			
C1	Nalla		0.00			

7		Monitoring Funds Utilisation <sup>5</sup> for the project				
Sl.	Tender package No./Name	Actual amounts utilised in the project			Estimated expenditure for next quarter	Expected time to request for next Installment
		Up to end of last reporting Quarter Dec'10	During the last quarter being report	Cumulative Expenditure as on Mar'11		
	1	2	3	4=(2+3)	5	6
1	Civil work for Nallah Beutification (Ambil Odha) Treasure park society to avenswar temple PartI	12.82	17.83	30.65		
2	Civil work for Nallah Beutification (Ambil Odha) Gajan Temple to Jagtap House partII	0.00	5.33	5.33		
3	Civil work for Nallah Beutification (Vishrantrawadi)	0.00	0.00	0.00		
4	Civil work for Nallah Beutification (Alankar & Senapati Bapat Nallah)	0.00	30.23	30.23		
5	Civil work for Nallah Beutification (Maharshi & Naqzari Nallah)	0.00	0.00	0.00		
6	Beutification work for Ambil Odha Nallah	0.00	0.00	0.00		
7	Beutification work for Alankar & Senapati Bapat and vishrantwadi Nallah	0.00	0.00	0.00		
8	Civil work for Nallah Beutification (Tributory of Ambil Odha Nallah at patil plaza)	0.00	0.00	0.00		
9	Civil work for Nallah Beutification (Tributory of alankar Nallah at kothrouda)	0.00	0.00	0.00		
10	Civil work for Nallah Beutification (Tributory of alankar Nallah Throat Garden to Lodha Petrol Pump)	0.00	0.00	0.00		
11	Civil work for Nallah Beutification (Tributory of Ambil Odha Nallah at KK market)	0.00	8.99	8.99		
12	Civil work for Nallah Beutification (Bhairavba Nallah)	0.00	0.00	0.00		
C2	River		0.00			
1	Jogging Track at Bab bhidge bridge to maharshi shinde bridge	53.38	0.00	53.38		
C3	Lake Formation in Mula-Mutha river bed(at bundgarden)	0.00	0.00	0.00		
<b>D</b>	<b>Weirs</b>		0.00			
1	Bundgarden	1084.22	0.00	1084.22		
2	Mundwa	1225.00	0.00	1225.00		
	<b>Total</b>	<b>6142.88</b>	<b>73.75</b>	<b>6216.63</b>		4th Instt sanctioned on 94th CSMC dated 25 Feb2011

<sup>5</sup> Utilisation implies - draws from the project bank account for payments pertaining to the project.

<sup>6</sup> From the start of the project

All amounts are in Rs. Lacs.

Project Implementation Monitoring										
List of tender packages proposed for the project		Cost (in Rs. Lacs)			Project Start		Implementation Status		Completion	
Package No.	Brief Title of Tender package	Estimate	Awarded	On completion	Tender release date	Tender Award date	(Work Not started/ Under Progress/ Completed)	% of work completed (Physical progress)	Scheduled date (as per DPR)	Estimated completion date
<b>A</b>	<b>Lake Improvement</b>									
<b>a</b>	<b>Katraj Lake</b>			-						
1	Desilting	195.00	69.00	-	Apr-07	Apr-07	Under Progress	92	31.10.09	30.06.2011
2	Afforestation and beautification I- (Plantation of Trees)	9.99	7.96	-	20.06.2009	21.08.2009	Completed	100	31.10.09	31.03.2010
3	Afforestation and beautification II- (Construction of Jogging Track Around the Katraj lake)	25.61	19.74	-	20.06.2009	21.08.2009	Completed	100	31.10.09	31.05.2010
4	Afforestation and beautification III- (Eracting of Elceric Ploe around jogging track at katraj lake)	15.00	15.00		1.04.2010	1.05.2010	Completed	100	30.06.2010	30.06.2010
5	Bioremediation I- (Laying of waterline around lake for plantation)	9.53	6.96	-	20.06.2009	21.08.2009	Completed	100	31.10.09	31.03.2010
6	Social Infrastructure( Construction of Ghats)	19.31	15.22	-	04.07.2009	23.12.2009	Under Progress	75	31.10.09	30.08.2010
7	Retaining Wall-I ( Providing & Laying Stone Pitching around the lake)	29.43	22.57	-	18.07.2007	17.10.2007	Completed	100	31.07.08	31.07.08
8	Retaining Wall-II ( Construction of RCC bridge & Pipe culvert around the lake)	22.45	19.56		18.07.2007	17.10.2007	Completed	100	20.06.08	20.06.08
9	Retaining Wall-III ( Construction of RCC wall & Channaling fancing around the lake)	39.22	32.83		18.07.2007	28.12.2007	Completed	100	14.07.2008	14.07.2008
10	Retaining Wall-IV ( Construction of MS Railing on bund and remaining laying of pitching around the lake)	24.59	19.09		15.05.2009	16.11.2009	Completed	100	31.05.2010	31.05.2010
11	Retaining Wall-V ( Proving & fixing MS gates within bunds structure)-Irrigation Dept	8.26	8.26		13.09.2007	15.11.2007	Completed	100	15.01.2008	15.01.2008

All amounts are in Rs. Lacs.

Project Implementation Monitoring										
List of tender packages proposed for the project		Cost (in Rs. Lacs)			Project Start		Implementation Status		Completion	
Package No.	Brief Title of Tender package	Estimate	Awarded	On completion	Tender release date	Tender Award date	(Work Not started/ Under Progress/ Completed)	% of work completed (Physical progress)	Scheduled date (as per DPR)	Estimated completion date
12	Retaining Wall-VI ( Core boring for strengthening of Bunds)	2.80	2.80		16.06.2008	16.08.2008	Completed	100	30.11.2008	30.11.2008
13	Retaining Wall-VII ( Construction of Retianing around lake part I)	51.64	38.74		13.04.2010	25.10.10	Work started at site	0	30.11.2008	24.04.11
14	Retaining Wall-VIII ( Construction of Retianing wall (gabain walls) around lake part II)	28.32			13.04.2010		Work Not started (Under tender Process)	0	30.11.2008	20.04.11
15	Retaining Wall-IX ( Construction of Retianing wall around lower lake part III)	536.42					Work Not started (Under tender Process)	0	30.11.2008	20.04.11
16	Retaining Wall-X( Construction of Retianing wall (gabain walls) around island and nallah including Nallah Bank protection & Development of channel in nallah bed part IV)	255.71	211.73			21.12.10	Work started at site	0	30.11.2008	20.04.11
<b>b</b>	<b>Pashan Lake</b>			-						
1	Desilting	274.87	156.56	-	Apr-07	Apr-07	Under Progress	92	31.10.09	30.06.2011
2	Cleaning and removing of aquatic weeds	9.26	9.12	-	Dec-08	Feb-08	Completed	100	30.01.2010	30.01.2010
3	Afforestation and beautification-I ( Plantation around lake)	9.99	8.36	-	18.07.2009	25.08.2009	Completed	100	30.04.2010	30.04.2010
4	Afforestation and beautification-II ( Plantation above island)	9.99	7.87		18.07.2009	25.08.2009	Completed	20	31.10.09	30.06.2011
5	Afforestation and beautification-III ( Jogging Track)	34.00	23.51		06.07.2009	24.02.2010	Completed	60	31.10.09	30.06.2011
6	Afforestation and beautification-IV (formation of nursery)	41.63	32.63	-	26.08.10	25.10.10	Work Not started	0	31.10.09	30.06.2011
7	Bioremediation	50.00		-	-	-	Work Not Started ( Estimation Prepared)	0	31.10.09	30.06.2011
8	Construction of Social Infrastructure	9.66		-	-	-	Under Progress	0	31.10.09	30.06.2011
9	Retaining Wall-I ( Construction of RCC retaining wall along highway)	265.80	223.38	-	27.01.2009	07.12.2009	Under Progress	30	31.10.09	30.06.2011

All amounts are in Rs. Lacs.

8 Project Implementation Monitoring										
List of tender packages proposed for the project		Cost (in Rs. Lacs)			Project Start		Implementation Status		Completion	
Package No.	Brief Title of Tender package	Estimate	Awarded	On completion	Tender release date	Tender Award date	(Work Not started/ Under Progress/ Completed)	% of work completed (Physical progress)	Scheduled date (as per DPR)	Estimated completion date
10	Retaining Wall-II ( Construction of RCC retaining wall along Ram River-part I)	102.97	102.97	102.97	5.5.2008	17.08.2008	Completed	100	31.07.2009	31.07.2009
11	Retaining Wall-III ( Construction of Remaining RCC retaining wall along Ram River-part II)	368.91	275.65	-	3.12.2009	Jul-09	Work not Started	0	31.10.09	30.06.2011
12	Retaining Wall-IV ( strenghting of Earthen Dam for Pashan Lake)	149.45	106.41		31.08.10		Work not Started	0	31.10.09	30.06.2011
13	Retaining Wall-V ( Construction of RCC Retaining Structure above nallah at pasan (culvert))	19.97	16.29		13.01.2010	21.04.2010	Work not Started ( Due to Rainy Season)	0	31.10.09	30.06.2011
14	Retaining Wall - VI ( Strengthening of spillway)	73.16	59.40				Work not started	0	30.06.11	30.06.11
<b>B</b>	<b>Nalla Improvement</b>	2586.08	2586.08	-	Mar-07	Aug-07	Completed	100	31.03.2010	31.03.2010
<b>C</b>	<b>Bioremediation &amp; Landscaping</b>									
C1	Nalla									
1	Civil work for Nallah Beutification (Ambil Odha) Treasure park society to ayenswar temple PartI	91.17	73.39	-	6.11.2009	16.04.2010	Under Progress	10	31.10.09	30.06.2011
2	Civil work for Nallah Beutification (Ambil Odha) Gajan Temple to Jagtap House partII	36.41	28.82	-	6.11.2009	16.04.2010	Under Progress	10	31.10.09	30.06.2011
3	Civil work for Nallah Beutification (Vishrantrawadi)	99.94	72.89		6.11.2009		Work not Started ( Work order giving process)	0	31.10.09	30.06.2011
4	Civil work for Nallah Beutification (Alankar & Senapati Bapat Nallah)	99.99	75.59		6.11.2009	2.07.2010	Work Started	0	31.10.09	30.06.2011
5	Civil work for Nallah Beutification (Maharshi & Nagzari Nallah)	43.53	36.82		6.11.2009		Work not Started ( Work order giving process)	0	31.10.09	30.06.2011

All amounts are in Rs. Lacs.

8 Project Implementation Monitoring										
List of tender packages proposed for the project		Cost (in Rs. Lacs)			Project Start		Implementation Status		Completion	
Package No.	Brief Title of Tender package	Estimate	Awarded	On completion	Tender release date	Tender Award date	(Work Not started/ Under Progress/ Completed)	% of work completed (Physical progress)	Scheduled date (as per DPR)	Estimated completion date
6	Beutification work for Ambil Odha Nallah	40.70	33.78		6.11.2009	29.07.10	Work not Started	0	31.10.09	30.06.2011
7	Beutification work for Alankar & Senapati Bapat and vishrantwadi Nallah	53.89	43.92		6.11.2009	23.07.10	Work not Started	0	31.10.09	30.06.2011
8	Civil work for Nallah Beutification (Tributory of Ambil Odha Nallah at patil plaza)	30.80	23.49				Work Not started (Under tender Process)	0	31.10.09	30.06.2011
9	Civil work for Nallah Beutification (Tributory of alankar Nallah at kothrouda)	28.72	20.68				Work Not started (Under tender Process)	0	31.10.09	30.06.2011
10	Civil work for Nallah Beutification (Tributory of alankar Nallah Throat Garden to Lodha Petrol Pump)	27.44	19.76				Work Not started (Under tender Process)	0	31.10.09	30.06.2011
11	Civil work for Nallah Beutification (Tributory of Ambil Odha Nallah at KK market)	63.30	47.48		14.06.10	07.10.10	Work Not started	0	31.10.09	30.06.2011
12	Civil work for Nallah Beutification (Bhairavba Nallah)	257.00					Work Not started (Under tender Process)	0	31.10.09	30.06.2011
C2	River									
1	Jogging Track at Bab bhidge bridge to maharshi shinde bridge	48.31	53.38		1.04.2008	15.09.2008	Completed	100	14.03.2009	14.03.2009
C3	Lake Formation in Mula-Mutha river bed(at bundgarden)	354.00					Work not Started ( Under Estimate sanctioning process)		31.10.09	30.06.2011
<b>D</b>	<b>Weirs</b>									
1	Bundgarden	823.06	995.91		Feb-07	Mar-07	Under Progress	90	31.10.09	30.06.2011
2	Mundwa	1225.00	1225.00		Jan-08	Apr-08	Under Progress	90	31.10.09	30.06.2011
	<b>Total</b>	<b>8602.28</b>	<b>6848.60</b>							

Scheduled completion date of project as per DPR<sup>7</sup> approved by CSMC: month/year Oct-09

Actual duration (in months) for project completion: 36

Estimated time for completion of project as on date: month/year Jun-11

Is there a difference between schedule date of completion and estimated date of completion: Yes/ Yes

In case Yes, then what are the reasons for the delay, please select from the list below:

Sr. No.	List of issues	Yes/No.	Brief remarks on the reason for delay
i.	Delay related to fund release into Project Account	No	
ii.	Issues related to cost escalation	No	
iii.	Delay in tendering process	yes	some packages have to be recalled for more than two times.
iv.	Technical sanction process at state level	No	
v.	Field level conditions leading to redesign	Yes	
vi.	Constraints in supply of equipment/material/technology	No	
vii.	Technical capacity of ULBs	No	
viii.	project Management related issues		
ix.	Any other issues / constraints in project implementation	Yes	1.De-silting of lower lake (Katraj Lake) will be completed in the next season. 2. Bioremediation work (Katraj Lake) will be executed after the de-silting work. 3. In Approved DPR KT weir work was considered. Irrigation dept. suggested and approved to construct mechanically operated 5 gates of 18M width each. Accordingly the cost is increased and delay in work.

10 Status of Various Initiatives:				
Sr. No.	Programme	Item	Actual Status (in numbers)	
			During the last quarter	Cumulative since inception of the mission
1	Type of capacity Building Programme			
		Number of official Trained		
		Number of Non Official Trained		
2	Workshops			
		National Level		
		State Level		
		Regional Level		
3	Other (please specify key initiatives)			

21 Issues in Project Monitoring and Inspections		
Sr. No.	Particulars	Remarks
1	Inspections carried out by SLNA/GOI officers	M/s Shrikhande Consultants Pvt. Ltd. As IRMA appointed by MMRDA
2	Date of Inspection	25-03-2009 and 4-5 Nov 2009 & 19th & 20th March 2010 and 10th Jun 2010 (4th visit), and Sep 10 and 27-28 Jan 2011
3	Issues reported during Inspections	Site Related Work
4	Course corrections done	Required Compliance Done
5	Suggestions, if any, for project monitoring and MIS	NA

  
 Addl. CE & OSD (Special Project)  
 Pune Municipal Corporation

  
 Municipal Commissioner  
 Pune Municipal Corporation

<sup>8</sup> In case of projects spanning across multiple ULBs in cities with more than one ULB, the concerned person from the largest ULB in the city should sign on behalf of all ULBs participating in the project.

1	<b>Project title:</b>	Bus Rapid Transport system (Development of Infrastructure for Commonwealth Youth Games, 2008)
	<b>Project code:</b>	PUN-019
2	<b>Implementing Agency:</b>	Pune Municipal Corporation

<b>3. Project Bank A/c No. &amp; Name &amp; Address of Bank</b>	A/c No. 000505014184 Bank Pune	ICICI
<b>4. Revised Project Cost (in Rs. Lacs) - as sanctioned</b>	43422.00	

All amounts are in Rs. Lacs.

<b>5 Budget Allocation by ULB / parastatal agency</b>		
	Allocation in ULB / parastatal agency budget for this project in current financial year 2010-11	Rs. 11,314.04 Lacs

<b>6 Capital Contributions to the project and inflows<sup>3</sup></b>							
Sr. No.	Sources	Commitment based on approved project cost	% of total project cost	Actual release up to end of last reporting quarter Dec'10	Actual amounts released into Project Account		Commitment pending release from source for balance project period
					During the last quarter being reported	Cumulative released as on	
1	2	3	4	5	6	7=(5+6)	8=(3-7)
1	GOI	21711.00	50%	16283.25	0.00	16283.25	5427.75
2	State	8684.40	20%	6513.29	0.00	6513.29	2171.11
3	ULB	13026.60	30%	12114.06	417.66	12531.72	494.88
	<b>Total</b>	<b>43422.00</b>		<b>34910.60</b>	<b>417.66</b>	<b>35328.26</b>	<b>8093.74</b>

<sup>3</sup> Note (for filling table)

1) Quarter is defined to be aligned with the financial year time frames.

2) Actual dates / amounts for all sources should correspond to dates / amounts of actual cash inflow in the project bak account

3) Amounts committed pending release for current financial year and beyond should be linked to project implementation schedule.

<sup>4</sup> From start of the project.

	<b>Total interest accumulated in bank account to date</b>	
--	---	--

**All amounts are  
in Rs. Lacs.**

	7	Monitoring Funds Utilisation <sup>5</sup> for the project				
Sl.	Tender package No./Name	Actual amounts utilised in the project			Estimated expenditure for next quarter	Expected time to request for next Installment
		Up to end of last reporting Quarter Dec'10	During the last quarter being report	Cumulative Expenditure as on Mar'11		
	1	2	3	4=(2+3)	5	6
1	Airport to Ramwadi Jakat Naka	1517.68	0.00	1517.68		
2	Sancheti Hospital to University junction	4252.66	54.84	4307.50		
3	Hotel green park to balewadi stadium crossing westerly bypass	5491.05	33.72	5524.77	50.00	
4	Airport Junction to Vishrantwadi chowk	2666.46	76.59	2743.05	25.00	
5	Kalyani nagar junction to Alandi road	2560.36	0.00	2560.36	25.00	
6	Air port Road to Deccan College via Hot Mix Plant	1168.04	94.30	1262.34	25.00	
7	Baner Gaothan to Balewadi Gaothan	241.00	35.67	276.67	50.00	
8	Balewadi Gaothan to Westerly Bypass	954.00	0.00	954.00		
9	Bajirao Road	1672.24	1.03	1673.27	25.00	
10	Sancheti Hospital to Govt. Poultry Farm	1719.00	0.00	1719.00		

7		Monitoring Funds Utilisation <sup>5</sup> for the project				
Sl.	Tender package No./Name	Actual amounts utilised in the project			Estimated expenditure for next quarter	Expected time to request for next Installment
		Up to end of last reporting Quarter Dec'10	During the last quarter being report	Cumulative Expenditure as on Mar'11		
	1	2	3	4=(2+3)	5	6
11	Govt. Poultry Farm to Harris Bridge	2525.00	0.00	2525.00		
12	Shivaji Road	1099.01	0.00	1099.01		
13	Nehru Road	3194.23	78.16	3272.39		
14	Sanas Ground Surrounding Road	424.08	0.00	424.08		
15	Sanas statue to Dandekar Bridge	542.46	0.00	542.46	-	
16	Fergusson Collage Road	355.80	0.00	355.80		
17	Sancheti Hospital to Sangam Bridge	84.00	0.00	84.00	40.00	
18	Kamgar statue to shivaji statue	45.00	0.00	45.00		
19	Pune station to M.G.road(via sadhu vaswani chowk Golibar junction to seven loves flyover, Shankar sheth junction to Nehru stadium)	1575.00	0.00	1575.00	50.00	
20	Shivaji Nagar to Ganesh Khind road	86.00	0.00	86.00		
21	Pune station to R.T.O.junction	247.36	0.00	247.36		
22	Pune station to Fitzgerald Bridge	348.38	0.00	348.38	40.00	

	7	Monitoring Funds Utilisation <sup>5</sup> for the project				
Sl.	Tender package No./Name	Actual amounts utilised in the project			Estimated expenditure for next quarter	Expected time to request for next Installment
		Up to end of last reporting Quarter Dec'10	During the last quarter being report	Cumulative Expenditure as on Mar'11		
	1	2	3	4=(2+3)	5	6
23	S.P.Collage to Peshve park	236.65	0.00	236.65		
24	Gunjan Chowk, Vivekanand Chouk, Bibwewadi Junction, Santosh Hall on Sinhgad Road, Karve Road at Dashbuja to Paud Phata, Golibar Chowk Hadapsar	16.00	0.00	16.00	-	
25	Proposed at Moledina Hall, Pune Station	385.00	0.00	385.00	-	
26	Strengthening of existing Pedestrians Paths ( Bottle Necks Of Link Roads)	0.00	0.00	0.00	-	
27	New Pedestrian's areas in commercial 20 nos. Viz:- Laxmi Road, Tulshi Baug, Shaniwar Wada to Vishrambaug wada.	224.76	43.35	268.11	-	
28	Baner S.no 105	0.00	0.00	0.00	-	
29	Moledina Hall	359.38	0.00	359.38	-	
30	Revenue Colony	28.00	0.00	28.00	-	
31	Wadgaon Budurk	0.00	0.00	0.00	-	
32	Ram Wadi	0.00	0.00	0.00	-	
33	PMC Building	100.00	0.00	100.00	-	

7		Monitoring Funds Utilisation <sup>5</sup> for the project				
Sl.	Tender package No./Name	Actual amounts utilised in the project			Estimated expenditure for next quarter	Expected time to request for next Installment
		Up to end of last reporting Quarter Dec'10	During the last quarter being report	Cumulative Expenditure as on Mar'11		
1		2	3	4=(2+3)	5	6
34	Bopodi Naka	120.00	0.00	120.00	-	
35	Savarkar Bhavan	64.00	0.00	64.00	-	
36	Parvati	0.00	0.00	0.00	-	
37	Alka Talkies	0.00	0.00	0.00	-	
38	Kothrud PMT Depot	167.00	0.00	167.00	-	
39	J.M Road	21.00	0.00	21.00	-	
40	Area Traffic Control System	0.00	0.00	0.00	-	
41	Contingencies	420.00	0.00	420.00	-	
	<b>Total</b>	<b>34910.60</b>	<b>417.66</b>	<b>35328.26</b>	<b>330.00</b>	<b>4th Instt sanctioned on 96th CSMC held on 25th March11</b>

<sup>5</sup> Utilisation implies - draws from the project bank account for payments pertaining to the project.

<sup>6</sup> From the start of the project

All amounts are in Rs. Lacs.

8 Project Implementation Monitoring										
List of tender packages proposed for the project		Cost (in Rs. Lacs)			Project Start		Implementation Status		Completion	
Package No.	Brief Title of Tender package	Estimate	Awarded	On completion	Tender release date	Tender Award date	(Work Not started/ Under Progress/ Completed)	% of work completed (Physical progress)	Scheduled date (as per DPR)	Estimated completion date
1	Airport to Ramwadi Jakat Naka	1420.7	1178.41		28.03.08	31.05.08	completed	100	Dec,2009	completed
2	Sancheti Hospital to University junction	3774.8	3828.97		12.09.07	17.12.07	completed	100	Dec,2009	completed
3	Hotel green park to balewadi stadium crossing westerly bypass	6246	6298.54		12.09.07	9.1.08	Under Progress	80	Dec,2009	31.12.10
4	Airport Junction to Vishrantwadi chowk	2936	1161.00		12.09.07	7.1.08	Under Progress	70	Dec,2009	31.12.10
5	Kalyani nagar junction to Alandi road	2219.2	1955.00		12.09.07	7.1.08	Under Progress	90	Dec,2009	31.12.10
6	Air port Road to Deccan College via Hot Mix Plant	4065	3850.00		15.06.09	19.12.09	Under Progress	10	Dec,2009	31.12.10
7	Baner Gaothan to Balewadi Gaothan	1149.5	801.00		12.09.07	17.12.07	Under Progress	10	Dec,2009	31.12.10
8	Balewadi Gaothan to Westerly Bypass	859.9	571.00		12.09.07	17.12.07	completed	100	Dec,2009	completed
9	Bajirao Road	1616.1	1260.00		12.09.07	7.1.08	completed	100	Dec,2009	completed
10	Sancheti Hospital to Govt. Poultry Farm	1560.5	3578.00		12.09.07	24.1.08	Under Progress	96	Dec,2009	31.12.10
11	Govt. Poultry Farm to Harris Bridge	2795.5	2762.73		12.09.07	24.1.08	Under Progress	95	Dec,2009	31.12.10
12	Shivaji Road	1426.6	838.00		12.09.07	7.1.08	completed	100	Dec,2009	completed
13	Nehru Road	3677.4	2349.00		12.09.07	7.1.08	Under Progress	95	Dec,2009	31.12.10
14	Sanas Ground Surrounding Road	285.2	288.00		12.09.07	7.1.08	completed	100	Dec,2009	completed
15	Sanas statue to Dandekar Bridge	507.5	512.00		12.09.07	7.1.08	completed	100	Dec,2009	completed
16	Fergusson Collage Road	1200.9	1272.00		12.09.07	7.1.08	Under Progress	50	Dec,2009	31.12.10
17	Sancheti Hospital to Sangam Bridge	350.2	324.00		12.09.07	7.02.08	Under Progress	25	Dec,2009	31.12.10

All amounts are in Rs. Lacs.

Project Implementation Monitoring										
List of tender packages proposed for the project		Cost (in Rs. Lacs)			Project Start		Implementation Status		Completion	
Package No.	Brief Title of Tender package	Estimate	Awarded	On completion	Tender release date	Tender Award date	(Work Not started/ Under Progress/ Completed)	% of work completed (Physical progress)	Scheduled date (as per DPR)	Estimated completion date
18	Kamgar statue to shivaji statue	185.4	182.00		12.09.07	7.1.08	Under Progress	85	Dec,2009	31.12.10
19	Pune station to M.G.road(via sadhu vaswani chowk Golibar junction to seven loves flyover,Shankar sheth junction to Nehru stadium)	2300.7	2057.00		12.09.07	7.1.08	Under Progress	75	Dec,2009	31.12.10
20	Shivaji Nagar to Ganesh Khind road	155.3	153.00		12.09.07	17.12.07	completed	100	Dec,2009	completed
21	Pune station to R.T.O.junction	891.1	886.00		12.09.07	7.1.08	completed	100	Dec,2009	completed
22	Pune station to Fitzgerald Bridge	834.2	922.00		12.09.07	7.1.08	completed	100	Dec,2009	Completed
23	S.P.Collage to Peshve park	429.4	427.00		12.09.07	7.1.08	Under Progress	85	Dec,2009	31.12.10
24	Gunjan Chowk, Vivekanand Chouk, Bibwewadi Junction, Santosh Hall on Sinhgad Road, Karve Road at Dashbujia to Paud Phata, Golibar Chowk Hadapsar	2682	2705.00				Under Progress	0	Dec,2009	31.12.10
25	Proposed at Moledina Hall, Pune Station	316	316.00				completed	100	Dec,2009	Completed
26	Strengthening of existing Pedestrians Paths ( Bottle Necks Of Link Roads)	85	210.00		3.04.08	20.09.08	Under Progress	70	Dec,2009	31.12.10
27	New Pedestrian's areas in commercial 20 nos. Viz:- Laxmi Road, Tulshi Baug, Shaniwar Wada to Vishrambaug wada.	362	-		3.04.08	20.09.08	Under Progress	50	Dec,2009	31.12.10
28	Baner S.no 105	256	331.00		21.02.08	23.05.08	Work Not started	0	Dec,2009	31.12.10
29	Moledina Hall	393	393.00			-	completed	100	Dec,2009	Completed
30	Revenue Colony	51.9	40.00		12.02.08 ( 2nd call)	23.05.08	Under Progress	50	Dec,2009	31.12.10
31	Wadgaon Budurk	95	52.00		12.02.08 ( 2nd call)	23.05.08	Work Not started	0	Dec,2009	31.12.10
32	Ram Wadi	30	19.00		12.02.08 ( 2nd call)	23.05.08	Work Not started	0	Dec,2009	31.12.09
33	PMC Building	67.8	88.00		12.02.08 ( 2nd call)	23.05.08	completed	100	Dec,2009	completed
34	Bopodi Naka	126.3	127.00		12.02.08 ( 2nd call)	23.05.08	completed	100	Dec,2009	completed

All amounts are in Rs. Lacs.


8 Project Implementation Monitoring										
List of tender packages proposed for the project		Cost (in Rs. Lacs)			Project Start		Implementation Status		Completion	
Package No.	Brief Title of Tender package	Estimate	Awarded	On completion	Tender release date	Tender Award date	(Work Not started/ Under Progress/ Completed)	% of work completed (Physical progress)	Scheduled date (as per DPR)	Estimated completion date
35	Savarkar Bhavan	34.2	0.47		12.02.08 (2nd call)	23.05.08	Under Progress	85	Dec,2009	31.12.10
36	Parvati	56	207.00		12.02.08 (2nd call)	23.05.08	Work Not started	0	Dec,2009	31.12.10
37	Alka Talkies	61.9	77.00		12.02.08 (2nd call)	23.05.08	Work Not started	0	Dec,2009	31.12.10
38	Kothrud PMT Depot	73.8	79.00		12.02.08 (2nd call)	23.05.08	completed	100	Dec,2009	completed
39	J.M Road	42.1	31.00		12.02.08 (2nd call)	23.05.08	completed	100	Dec,2009	completed
40	Area Traffic Control System	450	0.00		-	-	Work In Progress	40	Dec,2009	31.12.10
41	Contingencies	1382.1	0.00		-	-	-	-	-	-
42	less SOR Difference	-4030.2	0.00		-	-	-	-	-	-
43	BRT: Development of Concrete Kerbs, Railings, Fabrication and Fixing of Bus Shelters and Pedestrian Facilities on Select Roads ( Estimated cost included in concerned roads)	-	2613.73	23.08.10	25.01.2011	25.01.2010	Work In Progress			Mar-12
	<b>Total</b>	<b>43422</b>	<b>44743.9</b>							

9	<b>Scheduled completion date of project as per DPR<sup>7</sup> approved by CSMC: <u>month/year</u> (Original/Revised)</b>		Dec-10	
	<b>Actual duration (in months) for project completion:</b>		24	
	<b>Estimated time for completion of project as on date: <u>month/year</u></b>		Dec-2010 (30.06.2011-2012 for BRT)	
	<b>Is there a difference between schedule date of completion and estimated date of completion?</b>		Yes	
	In case Yes, then what are the reasons for the delay, please select from the list below:			
	Sr. No.	List of issues	Yes/No.	Brief remarks on the reason for delay
	i.	Delay related to fund release into Project Account	Yes	PMC received 2nd and 3rd Installment of GoI share after 6month from release
	ii.	Issues related to cost escalation	yes	
	iii.	Delay in tendering process	yes	some packages have to be recalled for more than two times.
iv.	Technical sanction process at state level	No		
v.	Field level conditions leading to redesign	Yes		
vi.	Constraints in supply of equipment/material/technology	No		
vii.	Technical capacity of ULBs	No		
viii.	project Management related issues			
ix.	Any other issues / constraints in project implementation		1. Land Acquisition upto DP width from private owners, Defense Authorities, Railways and Institutions (Social Welfare Department, Deccan College, Golf Club, Temples, etc.). 2. Shortage of skilled labour during April-May 2008 in view of the unfortunate anti-North Indians drive in Maharashtra 3. Need to rush up with finishing works on critical roads without appropriate sub-surface utility shifting / laying – these works required to be re-done post CYG from November 2008 onward 4. Monsoons during June to August 2008 5. Cutting of trees / Transplantation of trees after due permissions 6. Shifting of utilities such as electric & telecom cables and associated infrastructure	

<sup>7</sup> Please specify month and year of completion as envisaged in the DPR, taking into account the release of first installment of funds from GOI as start date for the project.

<b>10 Status of Various Initiatives:</b>				
<b>Sr. No.</b>	<b>Programme</b>	<b>Item</b>	<b>Actual Status (in numbers)</b>	
			<b>During the last quarter</b>	<b>Cumulative since inception of the mission</b>
1	Type of capacity Building Programme			
		Number of official Trained		
		Number of Non Official Trained		
2	Workshops			
		National Level		
		State Level		
		Regional Level		
3	Other (please specify key initiatives)			

11 Issues in Project Monitoring and Inspections		
Sr. No.	Particulars	Remarks
1	Inspections carried out by SLNA/GOI officers	M/s Shrikhande Consultants Pvt. Ltd. As IRMA appointed by MMRDA
2	Date of Inspection	29,30 June 2009 & 6 July 2009 and 3rd,8th & 18th Mar 2010 and sep10
3	Issues reported during Inspections	1. Road Quality 2. Documentation
4	Course corrections done	Required compliances are done.
5	Suggestions, if any, for project monitoring and MIS	NA

  
 OSD (Tech Dir.)  
 Project Management Cell  
 Pune Municipal Corporation

  
 Municipal Commissioner  
 Pune Municipal Corporation

<sup>8</sup> In case of projects spanning across multiple ULBs in cities with more than one ULB, the concerned person from the largest ULB in the city should sign on behalf of all ULBs participating in the project.

1	<b>Project title:</b>	Bus Rapid Transit (Phase I) for Pune city
	<b>Project code:</b>	PUN-021
2	<b>Implementing Agency:</b>	Pune Municipal Corporation

<b>3. Project Bank A/c No. &amp; Name &amp; Address of Bank</b>	A/c No. 000505014665 Bank Pune	ICICI
<b>4. Revised Project Cost (in Rs. Lacs) - as sanctioned</b>	47662.20	

All amounts are in Rs. Lacs.

<b>5 Budget Allocation by ULB / parastatal agency</b>		
	Allocation in ULB / parastatal agency budget for this project in current financial year 2010-11	Rs. 12,363.00 Lacs

<b>6 Capital Contributions to the project and inflows<sup>3</sup></b>							
Sr. No.	Sources	Commitment based on approved project cost	% of total project cost	Actual release up to end of last reporting quarter Dec'10	Actual amounts released into Project Account		Commitment pending release from source for balance project period
					During the last quarter being reported	Cumulative released as on	
1	2	3	4	5	6	7 = (5+6)	8 = (3-7)
1	GOI	23831.10	50%	17871.43	0.00	17871.43	5959.67
2	State	9532.44	20%	7148.56	0.00	7148.56	2383.88
3	ULB	14298.66	30%	18268.93	3370.31	21639.24	0.00
	<b>Total</b>	<b>47662.20</b>		<b>43288.92</b>	<b>3370.31</b>	<b>46659.23</b>	<b>8343.55</b>

<sup>3</sup> Note (for filling table)

1) Quarter is defined to be aligned with the financial year time frames.

2) Actual dates / amounts for all sources should correspond to dates / amounts of actual cash inflow in the project bak account

3) Amounts committed pending release for current financial year and beyond should be linked to project implementation schedule.

<sup>4</sup> From start of the project.

	<b>Total interest accumulated in bank account to date</b>
--	---

7		Monitoring Funds Utilisation <sup>5</sup> for the project			
Sl.	Tender package No./Name	Actual amounts utilised in the project			Expected time to request for next Installment
		Up to end of last reporting Quarter Dec'10	During the last quarter being report	Cumulative Expenditure as on Mar'11	
1		2	3	4=(2+3)	6
1	Yerwada to Deccan college	709.42	0.00	709.42	
2	Deccan collage to Bombay sappers	881.00	5.07	886.07	
3	Bombay Sappers to Vishrantwadi	5982.98	149.41	6132.39	
4	Nagar road-C.C.Road from Ramwadi to P.M.C. New Limit	7740.28	707.58	8447.86	
5	Swargate to Laxmi Mandir	6073.67	483.96	6557.63	
6	Laxmi Mandir to Dandekar Bridge				
7	Dandekar Bridge to Manik Baug				
8	Manikbaug to Dhayri Phata				
9	Airport Road - Gunjan Talkies to Tata guard room	2432.97	8.46	2441.43	
10	Mundhwa Bypass	0.00	0.00	0.00	
11	Khandojibaba to Flyover	850.00	3.60	853.60	

7		Monitoring Funds Utilisation <sup>5</sup> for the project			
Sl.	Tender package No./Name	Actual amounts utilised in the project			Expected time to request for next Installment
		Up to end of last reporting Quarter Dec'10	During the last quarter being report	Cumulative Expenditure as on Mar'11	
1		2	3	4 = (2+3)	6
12	Karve Road – Paud phata Flyover to Karve Statue	963.03	38.87	1001.90	
13	Karve Statue to Old Octroi Post	625.63	160.91	786.54	
14	Old Jakat Naka to Warje	993.95	5.15	999.10	
15	Paud road-Paud phata to chandani chowk	6848.26	1037.35	7885.61	
16	Baner Road – University Road to Hotel Green Park	887.50	3.21	890.71	
17	Vishrantwadi to Dhanori	3705.70	734.80	4440.50	
18	Shivne to Mhatre Bridge & Sangamwadi to Kharadi (partly BR!21 Sangamwadi to Sadal baba road)	3853.98	0.00	3853.98	
19	Mhatre Bridge To Sangamwadi				
20	Intelligent Transport System	0.00	0.00	0.00	
21	Contingencies	740.55	31.94	772.49	
22	Less SOR Diff (-)	0.00	0.00	0.00	
	<b>Total</b>	<b>43288.92</b>	<b>3370.31</b>	<b>46659.23</b>	4th Instt sanctioned on 94th CSMC dated 25 feb11

<sup>5</sup> Utilisation implies - draws from the project bank account for payments pertaining to the project.

<sup>6</sup> From the start of the project

All amounts are in Rs. Lacs.

8 Project Implementation Monitoring										
List of tender packages proposed for the project		Cost (in Rs. Lacs)			Project Start		Implementation Status		Completion	
Package No.	Brief Title of Tender package	Estimate	Awarded	On completion	Tender release date	Tender Award date	(Work Not started/ Under Progress/ Completed)	% of work completed (Physical progress)	Scheduled date (as per DPR)	Estimated completion date
1	Yerwada to Deccan college	845.70	821.00		12.09.07	7.1.08	Completed	100	Dec'09	31.12.10
2	Deccan collage to Bombay sappers	1069.20	1007.00		12.09.07	7.1.08	Completed	100	Dec'09	Completed
3	Bombay Sappers to Vishrantwadi	4793.20	4699.00		12.09.07	17.12.07	Under Progress	95	Dec'09	31.12.10
4	Nagar road-C.C.Road from Ramwadi to P.M.C. New Limit	10778.30	4800.00				Under Progress	70	Dec'09	31.12.10
5	Swargate to Laxmi Mandir	5898.70	4938.00		23.01.08	24.04.08	Under Progress	80	Dec'09	31.12.10
6	Laxmi Mandir to Dandekar Bridge									
7	Dandekar Bridge to Manik Baug									
8	Manikbaug to Dhayri Phata									
9	Airport Road - Gunjan Talkies to Tata guard room	3041.40	1281.00		12.09.07	17.12.07	Completed	100	Dec'09	Completed
10	Mundhwa Bypass	1975.15	1474.00			24.02.10	Under Progress	20	-	31.12.10
11	Khandojibaba to Flyover	1602.60	1694.00		12.09.07	7.1.08	Completed	100	Dec'09	Completed
12	Karve Road – Paud phata Flyover to Karve Statue	1395.40	1430.00		12.09.07	17.12.07	Completed	100	Dec'09	Completed
13	Karve Statue to Old Octroi Post	807.30	602.00		-	-	Under Progress	95	Dec'09	31.12.10
14	Old Jakat Naka to Warje	1154.30	1005.00		-	23.03.07	Under Progress	90	Dec'09	31.12.10
15	Paud road-Paud phata to chandani chowk	6000.40	5820.00		12.09.07	7.1.08	Under Progress	85	Dec'09	31.12.10
16	Baner Road – University Road to Hotel Green Park	2624.20	934.00		12.09.07	17.12.07	Completed	100	Dec'09	completed
17	Vishrantwadi to Dhanori	4907.80	4280.00		12.09.07	10.1.08	Under Progress	65	Dec'09	31.12.10
18	Shivne to Mhatre Bridge & Sangamwadi to Kharadi (partly BR121 Sangamwadi to Sadal baba	3944.70	3691.00		19.06.08	26.08.08	Under Progress	95	Dec'09	31.12.10
19	Mhatre Bridge To Sangamwadi									

All amounts are in Rs. Lacs.


8 Project Implementation Monitoring										
List of tender packages proposed for the project		Cost (in Rs. Lacs)			Project Start		Implementation Status		Completion	
Package No.	Brief Title of Tender package	Estimate	Awarded	On completion	Tender release date	Tender Award date	(Work Not started/ Under Progress/ Completed)	% of work completed (Physical progress)	Scheduled date (as per DPR)	Estimated completion date
20	Intelligent Transport System	325.00	0.00		-	-			Dec'09	31.12.10
21	Contingencies	1534.90	0.00		-	-				
22	Less SOR Diff (-)	-5036.05	0.00		-	-				
23	BRT: Development of Concrete Kerbs, Railings, Fabrication and Fixing of Bus Shelters and Pedestrian Facilities on Select Roads ( Estimated cost included in concerned roads)		5364.97		23.08.2010	25.01.2011	work started			Mar-12
	<b>Total</b>	<b>47662.20</b>	<b>43840.97</b>							

9	<b>Scheduled completion date of project as per DPR<sup>7</sup> approved by CSMC: <u>month/year ( Original/Revised)</u></b>		December-2010	
	<b>Actual duration (in months) for project completion:</b>		24	
	<b>Estimated time for completion of project as on date: <u>month/year</u></b>		Dec-2010 (30.06.2011-2012 for BRT)	
	<b>Is there a difference between schedule date of completion and estimated d</b>		Yes	
	In case Yes, then what are the reasons for the delay, please select from the list below:			
	<b>Sr. No.</b>	<b>List of issues</b>	<b>Yes/No.</b>	<b>Brief remarks on the reason for delay</b>
	i.	Delay related to fund release into Project Account	No	
	ii.	Issues related to cost escalation	yes	
	iii.	Delay in tendering process	yes	some packages have to recalled for more then two times.
	iv.	Technical sanction process at state level	No	
v.	Field level conditions leading to redesign	Yes		
vi.	Constraints in supply of equipment/material/technology	No		
vii.	Technical capacity of ULBs	No		
viii.	project Management related issues			
ix.	Any other issues / constraints in project implementation	Yes	<ul style="list-style-type: none"> <li>• Land Acquisition upto DP width from private owners, Defense Authorities, Railways and Institutions (Social Welfare Department, Deccan College, Golf Club, Temples, etc.).</li> <li>• Shortage of skilled labour during April-May 2008 in view of the unfortunate anti-North Indians drive in Maharashtra</li> <li>• Need to rush up with finishing works on critical roads without appropriate sub-surface utility shifting / laying – these works required to be re-done post CYG from November 2008 onward</li> <li>• Monsoons during June to August 2008</li> <li>• Cutting of trees / Transplantation of trees after due permissions</li> <li>• Shifting of utilities such as electric &amp; telecom cables and associated infrastructure</li> </ul>	

<sup>7</sup> Please specify month and year of completion as envisaged in the DPR, taking into account the release of first installment of funds from GOI as start date for the project.

<b>10 Status of Various Initiatives:</b>				
<b>Sr. No.</b>	<b>Programme</b>	<b>Item</b>	<b>Actual Status (in numbers)</b>	
			<b>During the last quarter</b>	<b>Cumulative since inception of the mission</b>
1	Type of capacity Building Programme			
		Number of official Trained		
		Number of Non Official Trained		
2	Workshops			
		National Level		
		State Level		
		Regional Level		
3	Other (please specify key initiatives)			

1. Issues in Project Monitoring and Inspections		
Sr. No.	Particulars	Remarks
1	Inspections carried out by SLNA/GOI officers	M/s Shrikhande Consultants Pvt. Ltd. As IRMA appointed by MMRDA
2	Date of Inspection	13,14,15 & 18th July 2009 and 18th March 2009 and 2,9 and 17 March 2010 and Sep10
3	Issues reported during Inspections	1. Road Quality 2. Documentation
4	Course corrections done	Required compliances are done.
5	Suggestions, if any, for project monitoring and MIS	NA

  
**OSD (Tech Dir.)**

**Project Management Cell**  
**Pune Municipal Corporation**

  
**Municipal Commissioner**  
**Pune Municipal Corporation**

<sup>8</sup> In case of projects spanning across multiple ULBs in cities with more than one ULB, the concerned person from the largest ULB in the city should sign on behalf of all ULBs participating in the project.

1	<b>Project title:</b>	Improvement and strengthening of New Alandi Road as BRT corridor for Pune (13.9 Km. from Vikrantwadi to Dighi-Octroi Naka)
	<b>Project code:</b>	PUN-030
2	<b>Implementing Agency:</b>	Pune Municipal Corporation

<b>3. Project Bank A/c No. &amp; Name &amp; Address of Bank</b>	A/c No. 000505014664 Bank Pune	ICICI
<b>4. Revised Project Cost (in Rs. Lacs) - as sanctioned</b>	3703.00	

All amounts are in Rs. Lacs.

<b>5 Budget Allocation by ULB / parastatal agency</b>	
Allocation in ULB / parastatal agency budget for this project in current financial year 2010-11	Rs. 1,850.00 Lacs

<b>6 Capital Contributions to the project and inflows<sup>3</sup></b>							
Sr. No.	Sources	Commitment based on approved project cost	% of total project cost	Actual release up to end of last reporting quarter Dec'10	Actual amounts released into Project Account		Commitment pending release from source for balance project period
					During the last quarter being reported	Cumulative released as on	
1	2	3	4	5	6	7 = (5+6)	8 = (3-7)
1	GOI	1851.50	50%	462.88	0.00	462.88	1388.62
2	State	740.60	20%	185.15	0.00	185.15	555.45
3	ULB	1110.90	30%	961.20	575.83	1537.03	0.00
	<b>Total</b>	<b>3703.00</b>		<b>1609.23</b>	<b>575.83</b>	<b>2185.06</b>	<b>1944.07</b>

1) Quarter is defined to be aligned with the financial year time frames.

2) Actual dates / amounts for all sources should correspond to dates / amounts of actual cash inflow in the project bak account

3) Amounts committed pending release for current financial year and beyond should be linked to project implementation schedule.

<sup>4</sup> From start of the project.

	<b>Total interest accumulated in bank account to date</b>
--	---

All amounts are  
in Rs. Lacs.

7		Monitoring Funds Utilisation <sup>5</sup> for the project				
Sl.	Tender package No./Name	Actual amounts utilised in the project			Estimated expenditure for next quarter	Expected time to request for next Installment
		Up to end of last reporting Quarter Dec'10	During the last quarter being report	Cumulative Expenditure as on Mar'11		
1		2	3	4=(2+3)	5	6
1	New Alandi Road	1609.23	575.83	2185.06	50.00	2nd Instt Sanction on 93 csmc dated 18feb11
<b>Total</b>		<b>1609.23</b>	<b>575.83</b>	<b>2185.06</b>		

<sup>5</sup> Utilisation implies - draws from the project bank account for payments pertaining to the project.

<sup>6</sup> From the start of the project

All amounts are in Rs. Lacs.


8 Project Implementation Monitoring										
List of tender packages proposed for the project		Cost (in Rs. Lacs)			Project Start		Implementation Status		Completion	
Package No.	Brief Title of Tender package	Estimate	Awarded	On completion	Tender release date	Tender Award date	(Work Not started/ Under Progress/ Completed)	% of work completed (Physical progress)	Scheduled date (as per DPR)	Estimated completion date
1	New Alandi Road	3703.00	3736.07	-	23.01.08	5/28/2008	Under Progress	67	Mar-10	Dec-11
	<b>Total</b>	<b>3703.00</b>	<b>3736.07</b>							

9	<b>Scheduled completion date of project as per DPR<sup>7</sup> approved by CSMC: <u>month/year</u></b>			Dec-10
	<b>Actual duration (in months) for project completion:</b>			18
	<b>Estimated time for completion of project as on date: <u>month/year</u></b>			Dec-11
	<b>Is there a difference between schedule date of completion and estimated date of completion: <u>Yes/</u></b>			Yes
	In case Yes, then what are the reasons for the delay, please select from the list below:			
	<b>Sr. No.</b>	<b>List of issues</b>	<b>Yes/No.</b>	<b>Brief remarks on the reason for delay</b>
	i.	Delay related to fund release into Project Account	No	
	ii.	Issues related to cost escalation	No	
	iii.	Delay in tendering process	No	
	iv.	Technical sanction process at state level	No	
v.	Field level conditions leading to redesign	No		
vi.	Constraints in supply of equipment/material/technology	No		
vii.	Technical capacity of ULBs	No		
viii.	project Management related issues	Yes	Land Acquisition problems for Defence land and private properties	
ix.	Any other issues / constraints in project implementation	No		

<sup>7</sup> Please specify month and year of completion as envisaged in the DPR, taking into account the release of first installment of funds from GOI as start date for the project.

<b>10 Status of Various Initiatives:</b>				
<b>Sr. No.</b>	<b>Programme</b>	<b>Item</b>	<b>Actual Status (in numbers)</b>	
			<b>During the last quarter</b>	<b>Cumulative since inception of the mission</b>
1	Type of capacity Building Programme			
		Number of official Trained		
		Number of Non Official Trained		
2	Workshops			
		National Level		
		State Level		
		Regional Level		
3	Other (please specify key initiatives)			

1.1 Results in Project Monitoring and Inspections		
Sr. No.	Particulars	Remarks
1	Inspections carried out by SLNA/GOI officers	M/s Shrikhande Consultants Pvt. Ltd. As IRMA appointed by MMRDA
2	Date of Inspection	5th March 2010 & Sep10
3	Issues reported during Inspections	Site realted
4	Course corrections done	Compliance done
5	Suggestions, if any, for project monitoring and MIS	NA

  
OSD (Tech Dir.)

**Project Management Cell**  
**Pune Municipal Corporation**



**Municipal Commissioner**  
**Pune Municipal Corporation**

<sup>8</sup> In case of projects spanning across multiple ULBs in cities with more than one ULB, the concerned person from the largest ULB in the city should sign on behalf of all ULBs participating in the project.

1	<b>Project title:</b>	Construction of Subways (4nos) on Nagar Road
	<b>Project code:</b>	PUN-031
2	<b>Implementing Agency:</b>	Pune Municipal Corporation

<b>3. Project Bank A/c No. &amp; Name &amp; Address of Bank</b>	A/c No. 000505014665 Bank Pune	ICICI
<b>4. Revised Project Cost (in Rs. Lacs) - as sanctioned</b>	661.00	

All amounts are in Rs. Lacs.

<b>5 Budget Allocation by ULB / parastatal agency</b>		
	Allocation in ULB / parastatal agency budget for this project in current financial year 2010-11	Rs. 645.00 Lacs

<b>6 Capital Contributions to the project and inflows<sup>3</sup></b>							
Sr. No.	Sources	Commitment based on approved project cost	% of total project cost	Actual release up to end of last reporting quarter Dec'10	Actual amounts released into Project Account		Commitment pending release from source for balance project period
					During the last quarter being reported	Cumulative released as on	
1	2	3	4	5	6	7 = (5+6)	8 = (3-7)
1	GOI	330.50	50%	165.26	0.00	165.26	165.24
2	State	132.20	20%	66.05	0.00	66.05	66.15
3	ULB	198.30	30%	256.95	292.54	549.49	0.00
	<b>Total</b>	<b>661.00</b>		<b>488.26</b>	<b>292.54</b>	<b>780.80</b>	<b>231.39</b>

<sup>3</sup> Note (for filling table)

1) Quarter is defined to be aligned with the financial year time frames.

2) Actual dates / amounts for all sources should correspond to dates / amounts of actual cash inflow in the project bak account

3) Amounts committed pending release for current financial year and beyond should be linked to project implementation schedule.

<sup>4</sup> From start of the project.

	Total interest accumulated in bank account to date
--	--

All amounts are in Rs. Lacs.

7		Monitoring Funds Utilisation <sup>5</sup> for the project				
Sl.	Tender package No./Name	Actual amounts utilised in the project			Estimated expenditure for next quarter	Expected time to request for next Installment
		Up to end of last reporting Quarter Dec'10	During the last quarter being report	Cumulative Expenditure as on Mar'11		
	1	2	3	4=(2+3)	5	6
1	Subway & VUP at Ramwadi Octroi Naka at Nagar Road	488.26	292.54	780.80	50.00	3rd Insstt sanctioned on csmc meeting
	<b>Total</b>	<b>488.26</b>	<b>292.54</b>	<b>780.80</b>		

<sup>5</sup> Utilisation implies - draws from the project bank account for payments pertaining to the project.

<sup>6</sup> From the start of the project

All amounts are in Rs. Lacs.

8 Project Implementation Monitoring										
List of tender packages proposed for the project		Cost (in Rs. Lacs)			Project Start		Implementation Status		Completion	
Package No.	Brief Title of Tender package	Estimate	Awarded	On completion	Tender release date	Tender Award date	(Work Not started/ Under Progress/ Completed)	% of work completed (Physical progress)	Scheduled date (as per DPR)	Estimated completion date
1	Subway & VUP at Ramwadi Octroi Naka at Nagar Road	661.00	810.00	-	23.01.08	18.03.08	Under Progress	65	28.02.2009	31.12.2011
	<b>Total</b>	<b>661.00</b>	<b>810.00</b>							

	<b>Scheduled completion date of project as per DPR<sup>7</sup> approved by CSMC: <u>month/year</u></b>	Feb-09		
	<b>Actual duration (in months) for project completion:</b>	12		
	<b>Estimated time for completion of project as on date: <u>month/year</u></b>	Dec-11		
	<b>Is there a difference between schedule date of completion and estimated date of compl</b>	Yes		
	In case Yes, then what are the reasons for the delay, please select from the list below:			
	<b>Sr. No.</b>	<b>List of issues</b>	<b>Yes/No</b>	<b>Brief remarks on the reason for delay</b>
	i.	Delay related to fund release into Project Account	No	
	ii.	Issues related to cost escalation	No	
9	iii.	Delay in tendering process	No	
	iv.	Technical sanction process at state level	No	
	v.	Field level conditions leading to redesign	Yes	
	vi.	Constraints in supply of equipment/material/technology	No	
	vii.	Technical capacity of ULBs	No	
	viii.	project Management related issues	Yes	1. Delay in excavation due to Common Wealth Youth Games - 2008 held in October 2008. 2. Road expansion in front of CPR Company. 3. Hard rock encountered during excavation. 4. Drainage Line shifting and old water supply line shifting. 5. Land acquisition problem at Sangamwadi. 6. Shifting Ramwadi Jakat Naka.
	ix.	Any other issues / constraints in project implementation	No	

<sup>7</sup> Please specify month and year of completion as envisaged in the DPR, taking into account the release of first installment of funds from GOI as start date for the project.

<b>10 Status of Various Initiatives:</b>				
<b>Sr. No.</b>	<b>Programme</b>	<b>Item</b>	<b>Actual Status (in numbers)</b>	
			<b>During the last quarter</b>	<b>Cumulative since inception of the mission</b>
1	Type of capacity Building Programme			
		Number of official Trained		
		Number of Non Official Trained		
2	Workshops			
		National Level		
		State Level		
		Regional Level		
3	Other (please specify key initiatives)			



1	<b>Project title:</b>	Subways On Westerly bypass at Baner Road
	<b>Project code:</b>	PUN-032
2	<b>Implementing Agency:</b>	Pune Municipal Corporation

<b>3. Project Bank A/c No. &amp; Name &amp; Address of Bank</b>	A/c No. 000505014664 Bank Pune	ICICI
<b>4. Revised Project Cost (in Rs. Lacs) - as sanctioned</b>	726.00	

All amounts are in Rs. Lacs.

<b>5 Budget Allocation by ULB / parastatal agency</b>		
	Allocation in ULB / parastatal agency budget for this project in current financial year 2010-11	NIL Lacs

<b>6 Capital Contributions to the project and inflows<sup>3</sup></b>							
Sr. No.	Sources	Commitment based on approved project cost	% of total project cost	Actual release up to end of last reporting quarter Dec'10	Actual amounts released into Project Account		Commitment pending release from source for balance project period
					During the last quarter being reported	Cumulative released as on	
1	2	3	4	5	6	7 = (5+6)	8 = (3-7)
1	GOI	363.00	50%	272.25	0.00	272.25	90.75
2	State	145.20	20%	108.90	0.00	108.90	36.30
3	ULB	217.80	30%	394.81	0.00	394.81	0.00
	<b>Total</b>	<b>726.00</b>		<b>775.96</b>	<b>0.00</b>	<b>775.96</b>	<b>127.05</b>

<sup>3</sup> Note (for filling table)

1) Quarter is defined to be aligned with the financial year time frames.

2) Actual dates / amounts for all sources should correspond to dates / amounts of actual cash inflow in the project bak account

3) Amounts committed pending release for current financial year and beyond should be linked to project implementation schedule.

<sup>4</sup> From start of the project.

	<b>Total interest accumulated in bank account to date</b>
--	---

All amounts are  
in Rs. Lacs.

7		Monitoring Funds Utilisation <sup>5</sup> for the project				
Sl.	Tender package No./Name	Actual amounts utilised in the project			Estimated expenditure for next quarter	Expected time to request for next Installment
		Up to end of last reporting Quarter Dec'10	During the last quarter being report	Cumulative Expenditure as on Mar'11		
1		2	3	4 = (2+3)	5	6
1	Baner Subway	775.96	0.00	775.96	NA	Already Requested for 4th Instt.
<b>Total</b>		<b>775.96</b>	<b>0.00</b>	<b>775.96</b>		

<sup>5</sup> Utilisation implies - draws from the project bank account for payments pertaining to the project.

<sup>6</sup> From the start of the project

All amounts are in Rs. Lacs.

8 Project Implementation Monitoring										
List of tender packages proposed for the project		Cost (in Rs. Lacs)			Project Start		Implementation Status		Completion	
Package No.	Brief Title of Tender package	Estimate	Awarded	On completion	Tender release date	Tender Award date	(Work Not started/ Under Progress/ Completed)	% of work completed (Physical progress)	Scheduled date (as per DPR)	Estimated completion date
1	Baner Subway	726.00	790.00	775.96	25/2/2008	25/3/2008	Completed	100	Sep-08	Completed
	<b>Total</b>	<b>726.00</b>	<b>790.00</b>							

9	<b>Scheduled completion date of project as per DPR<sup>7</sup> approved by CSMC: <u>month/year</u></b>			Sep-08
	<b>Actual duration (in months) for project completion:</b>			6
	<b>Estimated time for completion of project as on date: <u>month/year</u></b>			Sep-08
	<b>Is there a difference between schedule date of completion and estimated date of completion: <u>Yes/</u></b>			No
	In case Yes, then what are the reasons for the delay, please select from the list below:			
	<b>Sr. No.</b>	<b>List of issues</b>	<b>Yes/No.</b>	<b>Brief remarks on the reason for delay</b>
	i.	Delay related to fund release into Project Account	No	
	ii.	Issues related to cost escalation	No	
	iii.	Delay in tendering process	No	
	iv.	Technical sanction process at state level	No	
v.	Field level conditions leading to redesign	No		
vi.	Constraints in supply of equipment/material/technology	No		
vii.	Technical capacity of ULBs	No		
viii.	project Management related issues	No		
ix.	Any other issues / constraints in project implementation	No		

<sup>7</sup> Please specify month and year of completion as envisaged in the DPR, taking into account the release of first installment of funds from GOI as start date for the project.

<b>10 Status of Various Initiatives:</b>				
<b>Sr. No.</b>	<b>Programme</b>	<b>Item</b>	<b>Actual Status (in numbers)</b>	
			<b>During the last quarter</b>	<b>Cumulative since inception of the mission</b>
1	Type of capacity Building Programme			
		Number of official Trained		
		Number of Non Official Trained		
2	Workshops			
		National Level		
		State Level		
		Regional Level		
3	Other (please specify key initiatives)			

11 Issues in Project Monitoring and inspections		
Sr. No.	Particulars	Remarks
1	Inspections carried out by SLNA/GOI officers	M/s Shrikhande Consultants Pvt. Ltd. As IRMA appointed by MMRDA
2	Date of Inspection	28-Apr-09
3	Issues reported during Inspections	DPR Not received
4	Course corrections done	DPR Provided to IRMA consultant
5	Suggestions, if any, for project monitoring and MIS	NA

**OSD (Tech Dir.)**  
**Project Management Cell**  
**Pune Municipal Corporation**

**Municipal Commissioner**  
**Pune Municipal Corporation**

<sup>8</sup> In case of projects spanning across multiple ULBs in cities with more than one ULB, the concerned person from the largest ULB in the city should sign on behalf of all ULBs participating in the project.

1	<b>Project title:</b>	Sangamwadi Bridge Approach Road
	<b>Project code:</b>	PUN-033
2	<b>Implementing Agency:</b>	Pune Municipal Corporation

<b>3. Project Bank A/c No. &amp; Name &amp; Address of Bank</b>	A/c No. 000505014664 Bank Pune	ICICI
<b>4. Revised Project Cost (in Rs. Lacs) - as sanctioned</b>	782.00	

All amounts are in Rs. Lacs.

<b>5 Budget Allocation by ULB / parastatal agency</b>		
	Allocation in ULB / parastatal agency budget for this project in current financial year 2010-11	Rs. 180.00 Lacs

<b>6 Capital Contributions to the project and inflows<sup>3</sup></b>							
Sr. No.	Sources	Commitment based on approved project cost	% of total project cost	Actual release up to end of last reporting quarter Dec'10	Actual amounts released into Project Account		Commitment pending release from source for balance project period
					During the last quarter being reported	Cumulative released as on	
1	2	3	4	5	6	7 = (5+6)	8 = (3-7)
1	GOI	391.00	50%	293.25	0.00	293.25	97.75
2	State	156.40	20%	117.30	0.00	117.30	39.10
3	ULB	234.60	30%	302.57	0.00	302.57	0.00
	<b>Total</b>	<b>782.00</b>		<b>713.12</b>	<b>0.00</b>	<b>713.12</b>	<b>136.85</b>

<sup>3</sup> Note (for filling table)

782

708

1) Quarter is defined to be aligned with the financial year time frames.

2) Actual dates / amounts for all sources should correspond to dates / amounts of actual cash inflow in the project bak account

3) Amounts committed pending release for current financial year and beyond should be linked to project implementation schedule.

<sup>4</sup> From start of the project.

	Total interest accumulated in bank account to date
--	--

All amounts are  
in Rs. Lacs.

7		Monitoring Funds Utilisation <sup>5</sup> for the project			Estimated expenditure for next quarter	Expected time to request for next Installment
Sl.	Tender package No./Name	Actual amounts utilised in the project				
		Up to end of last reporting Quarter Dec'10	During the last quarter being report	Cumulative Expenditure as on March'11		
1		2	3	4=(2+3)	5	6
1	Sangamwadi Approach Road	713.12	0.00	713.12	50.00	4th Instt sanctioned during CSMC meeting
<b>Total</b>		<b>713.12</b>	<b>0.00</b>	<b>713.12</b>		

<sup>5</sup> Utilisation implies - draws from the project bank account for payments pertaining to the project.

<sup>6</sup> From the start of the project

All amounts are in Rs. Lacs.

8 Project Implementation Monitoring										
List of tender packages proposed for the project		Cost (in Rs. Lacs)			Project Start		Implementation Status		Completion	
Package No.	Brief Title of Tender package	Estimate	Awarded	On completion	Tender release date	Tender Award date	(Work Not started/ Under Progress/ Completed)	% of work completed (Physical progress)	Scheduled date (as per DPR)	Estimated completion date
1	Sangamwadi Approach Road	782.00	950.58	-	26.08.07	07.01.2008	completed	100	Nov-08	Dec-10
	<b>Total</b>	<b>782.00</b>	<b>950.58</b>							

9	<b>Scheduled completion date of project as per DPR<sup>7</sup> approved by CSMC: <u>month/year</u></b>			Nov-08
	<b>Actual duration (in months) for project completion:</b>			6
	<b>Estimated time for completion of project as on date: <u>month/year</u></b>			Dec-10
	<b>Is there a difference between schedule date of completion and estimated date of completion: <u>Yes/</u></b>			Yes
	In case Yes, then what are the reasons for the delay, please select from the list below:			
	<b>Sr. No.</b>	<b>List of issues</b>	<b>Yes/No.</b>	<b>Brief remarks on the reason for delay</b>
	i.	Delay related to fund release into Project Account	No	
	ii.	Issues related to cost escalation	No	
	iii.	Delay in tendering process	No	
	iv.	Technical sanction process at state level	No	
v.	Field level conditions leading to redesign	No		
vi.	Constraints in supply of equipment/material/technology	No		
vii.	Technical capacity of ULBs	No		
viii.	project Management related issues	Yes	1. Private Property Land acquisition problem for 100mt. 2. Shifting of utilities such as electric & telecom cables and associated infrastructure.	
ix.	Any other issues / constraints in project implementation	No		

<sup>7</sup> Please specify month and year of completion as envisaged in the DPR, taking into account the release of first installment of funds from GOI as start date for the project.

<b>10 Status of Various Initiatives:</b>				
<b>Sr. No.</b>	<b>Programme</b>	<b>Item</b>	<b>Actual Status (in numbers)</b>	
			<b>During the last quarter</b>	<b>Cumulative since inception of the mission</b>
1	Type of capacity Building Programme			
		Number of official Trained		
		Number of Non Official Trained		
2	Workshops			
		National Level		
		State Level		
		Regional Level		
3	Other (please specify key initiatives)			

11 Issues in Project Monitoring and inspections		
Sr. No.	Particulars	Remarks
1	Inspections carried out by SLNA/GOI officers	M/s Shrikhande Consultants Pvt. Ltd. As IRMA appointed by MMRDA
2	Date of Inspection	19th Jan09 & 28th April 09 & 6th March 2010 and Sep10
3	Issues reported during Inspections	1. DPR Required 2. Project stuck in land acquisition
4	Course corrections done	1. Required Compliance done 2. Land acquired
5	Suggestions, if any, for project monitoring and MIS	NA

**OSD (Tech Dir.)**  
**Project Management Cell**  
**Pune Municipal Corporation**

**Municipal Commissioner**  
**Pune Municipal Corporation**

<sup>8</sup> In case of projects spanning across multiple ULBs in cities with more than one ULB, the concerned person from the largest ULB in the city should sign on behalf of all ULBs participating in the project.

1	<b>Project title:</b>	Storm Water Drainage Project for Pune City Phase-1
	<b>Project code:</b>	PUN-045
2	<b>Implementing Agency:</b>	Pune Municipal Corporation

<b>3. Project Bank A/c No. &amp; Name &amp; Address of Bank</b>	-
<b>4. Revised Project Cost (in Rs. Lacs) - as sanctioned</b>	17747.49

All amounts are in Rs. Lacs.

<b>5 Budget Allocation by ULB / parastatal agency</b>	
Allocation in ULB / parastatal agency budget for this project in current financial year 2010-11	Rs. 6,000.00 Lacs

<b>6 Capital Contributions to the project and inflows<sup>3</sup></b>							
Sr. No.	Sources	Commitment based on approved project cost	% of total project cost	Actual release up to end of last reporting quarter Dec'10	Actual amounts released into Project Account		Commitment pending release from source for balance project period
					During the last quarter being reported	Cumulative released as on	
1	2	3	4	5	6	7 = (5+6)	8 = (3-7)
1	GOI*	8873.75	50%	2500.00	0.00	2500.00	6373.75
2	State*	3549.50	20%	1000.00	0.00	1000.00	2549.50
3	ULB	5324.25	30%	1500.00	0.00	1500.00	3824.25
	<b>Total</b>	<b>17747.49</b>		<b>5000.00</b>	<b>0.00</b>	<b>5000.00</b>	<b>12747.49</b>

GoI share limited to Rs 10000.00 lacs only

GoM share will also be limited to Rs 4000.00 lacs as matching grant

<sup>3</sup> Note (for filling table)

- 1) Quarter is defined to be aligned with the financial year time frames.
- 2) Actual dates / amounts for all sources should correspond to dates / amounts of actual cash inflow in the project bak account
- 3) Amounts committed pending release for current financial year and beyond should be linked to project implementation schedule.

<sup>4</sup> From start of the project.

	Total interest accumulated in bank account to date
--	--

All amounts are  
in Rs. Lacs.

7		Monitoring Funds Utilisation <sup>5</sup> for the project				
Sl.	Tender package No./Name	Actual amounts utilised in the project			Estimated expenditure for next quarter	Expected time to request for next Installment
		Up to end of last reporting Quarter Dec'10	During the last quarter being report	Cumulative Expenditure as on Mar'11		
	1	2	3	4=(2+3)	5	6
1	Banner Basin	899.38	104.91	1004.29	150.00	Jun-11
2	Wadgaon Sheri	879.85	411.65	1291.50	100.00	Jun-11
3	Kharadi Basin	1067.56	75.60	1143.16	100.00	Jun-11
4	Wadgaon Brk Basin	499.40	0.00	499.40	200.00	Jun-11
5	Kondwa Basin	0.00	0.00	0.00		
6	Drainage related Equipments	0.00	0.00	0.00		
7	Environmental Component	0.00	0.00	0.00		
8	Contingencies	267.79	146.96	414.75		
	<b>Total</b>	<b>3613.98</b>	<b>739.12</b>	<b>4353.10</b>	<b>550.00</b>	<b>-</b>

<sup>5</sup> Utilisation implies - draws from the project bank account for payments pertaining to the project.

<sup>6</sup> From the start of the project

All amounts are in Rs. Lacs.

Project Implementation Monitoring										
List of tender packages proposed for the project		Cost (in Rs. Lacs)			Project Start		Implementation Status		Completion	
Package No.	Brief Title of Tender package	Estimate	Awarded	On completion	Tender release date	Tender Award date	(Work Not started/ Under Progress/ Completed)	% of work completed (Physical progress)	Scheduled date (as per DPR)	Estimated completion date
1	Banner Basin	5434.10	5434.10	-	11/4/2009	3/6/2010	Under Progress	13	Jan-11	Dec-11
2	Wadgaon Sheri	4348.44	4348.44	-	11/4/2009	3/6/2010	Under Progress	15	Jan-11	Dec-11
3	Kharadi Basin	4131.13	4131.13	-	11/4/2009	3/6/2010	Under Progress	20	Jan-11	Dec-11
4	Wadgaon Brk Basin	2876.90	2876.90	-	11/4/2009	3/6/2010	Under Progress	9	Jan-11	Dec-11
5	Kondwa Basin		-	-	-	Deleted				
6	Drainage related Equipments	400.00	-		-	-	Yet to be tendered	0		
7	Environmental Component	40.00	-		-	-	Yet to be tendered	0		
8	Contingencies	517.00								
	<b>Total</b>	<b>17747.57</b>	<b>16790.57</b>							

9	<b>Scheduled completion date of project as per DPR<sup>7</sup> approved by CSMC: <u>month/year</u></b>			Jan-11
	<b>Actual duration (in months) for project completion:</b>			24
	<b>Estimated time for completion of project as on date: <u>month/year</u></b>			Dec-11
	<b>Is there a difference between schedule date of completion and estimated date of completion: <u>Yes/</u></b>			Yes
	In case Yes, then what are the reasons for the delay, please select from the list below:			
	<b>Sr. No.</b>	<b>List of issues</b>	<b>Yes/No.</b>	<b>Brief remarks on the reason for delay</b>
	i.	Delay related to fund release into Project Account	No	
	ii.	Issues related to cost escalation	No	
	iii.	Delay in tendering process	Yes	
	iv.	Technical sanction process at state level	No	
v.	Field level conditions leading to redesign	Yes		
vi.	Constraints in supply of equipment/material/technology	No		
vii.	Technical capacity of ULBs	No		
viii.	project Management related issues			
ix.	Any other issues / constraints in project implementation	Yes		

<sup>7</sup> Please specify month and year of completion as envisaged in the DPR, taking into account the release of first installment of funds from GOI as start date for the project.

<b>10 Status of Various Initiatives:</b>				
<b>Sr. No.</b>	<b>Programme</b>	<b>Item</b>	<b>Actual Status (in numbers)</b>	
			<b>During the last quarter</b>	<b>Cumulative since inception of the mission</b>
1	Type of capacity Building Programme			
		Number of official Trained		
		Number of Non Official Trained		
2	Workshops			
		National Level		
		State Level		
		Regional Level		
3	Other (please specify key initiatives)			

11 Issues in Project Monitoring and inspections		
Sr. No.	Particulars	Remarks
1	Inspections carried out by SLNA/GOI officers	M/s Shrikhande Consultants Pvt. Ltd. As IRMA appointed by MMRDA
2	Date of Inspection	6/22/2010 and sep10
3	Issues reported during Inspections	site related
4	Course corrections done	compliance done
5	Suggestions, if any, for project monitoring and MIS	NA

**OSD (Tech Dir.)**  
**Project Management Cell**  
**Pune Municipal Corporation**

**Municipal Commissioner**  
**Pune Municipal Corporation**

<sup>8</sup> In case of projects spanning across multiple ULBs in cities with more than one ULB, the concerned person from the largest ULB in the city should sign on behalf of all ULBs participating in the project.